



Pebble Environment Monitor

Report From

10:10 28/07/2017 to 14:09 01/08/2017

Device Name

pressure

UUID

659A83F7-9CDD-404A-A23B-E7D7A6E7EC8C

Description and location

West side Conference Room 1

Notes and observations

Describe any anomalies detected, if any, and what actions were taken. Also describe the state of the device and whether any of the settings were changed or batteries replaced, etc

Calibration Certificate

Date Issued _____ Date of renewal _____

Signed

Name

Date

PEBBLE ENVIRONMENT MONITOR REPORT

DEVICE INFORMATION

Date and Time: 17:05 26/09/2017
 Device Name: pressure
 Device UUID: 659A83F7-9CDD-404A-A23B-E7D7A6E7EC8C
 Reference Date: 10:10 28/07/2017
 Last Download Date: 10:26 22/08/2017
 Number of Records: 6000
 Logging Interval: 60 seconds

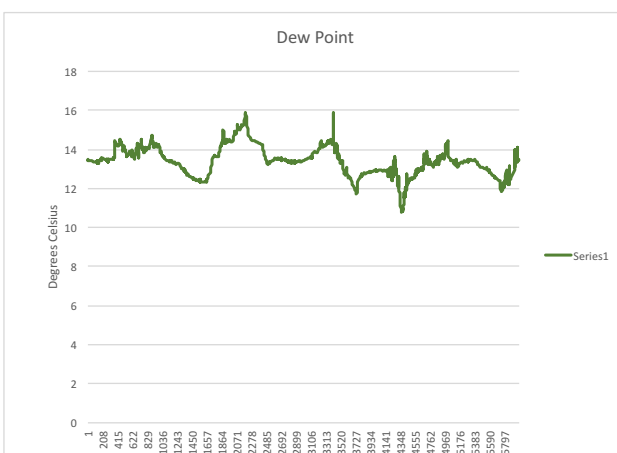
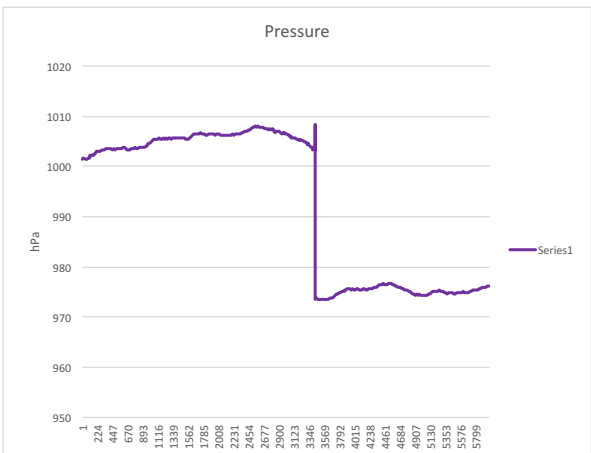
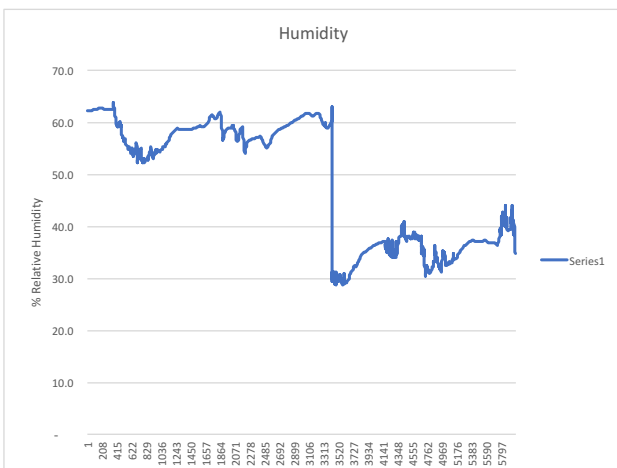
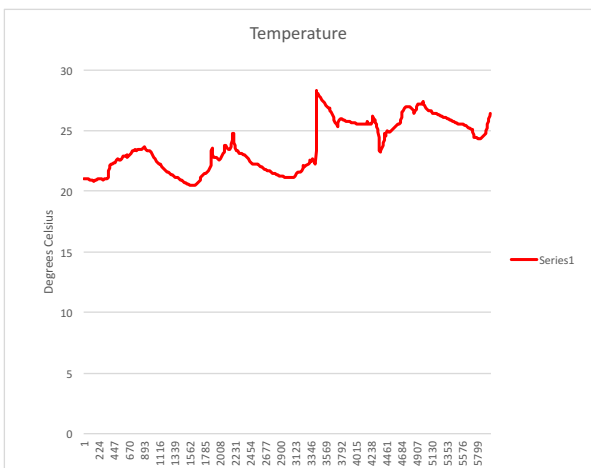
THRESHOLD BREACHES

Threshold Number	Excess / Less than	TEMPERATURE		HUMIDITY		PRESSURE		DEW POINT	
		Value	Breach Count	Value	Breach Count	Value	Breach Count	Value	Breach Count
Threshold One Excess	>	27.0	274	80.0	0	1010.0	0	15.0	156
Threshold Two Excess	>	26.0	978	70.0	0	1008.0	7	14.0	1289
Threshold Three Less Than	<	5.0	0	35.0	1034	975.0	1056	9.0	0
Threshold Four Less Than	<	0.0	0	30.0	187	960.0	0	8.0	0

KEY STATISTICS

	TEMPERATURE	HUMIDITY	PRESSURE	DEW POINT
Average	23.7	48.5	992.4	13.4
Max	28.3	63.8	1008.3	15.9
Min	20.5	28.6	973.5	10.7

CHARTS



Log	Timestamp	Temp	Humidity	Pressure	Dew Point
5999	10:10 28/07/2017	21.0	62.1	1,001.5	13.4
5998	10:11 28/07/2017	21.1	62.1	1,001.5	13.5
5997	10:12 28/07/2017	21.0	62.1	1,001.6	13.4
5996	10:13 28/07/2017	21.0	62.1	1,001.6	13.4
5995	10:14 28/07/2017	21.0	62.1	1,001.5	13.4
5994	10:15 28/07/2017	21.0	62.1	1,001.5	13.4
5993	10:16 28/07/2017	21.0	62.1	1,001.5	13.4
5992	10:17 28/07/2017	21.0	62.1	1,001.6	13.4
5991	10:18 28/07/2017	21.0	62.1	1,001.6	13.4
5990	10:19 28/07/2017	21.0	62.1	1,001.6	13.4
5989	10:20 28/07/2017	21.0	62.1	1,001.5	13.4
5988	10:21 28/07/2017	21.0	62.1	1,001.5	13.4
5987	10:22 28/07/2017	21.0	62.1	1,001.5	13.4
5986	10:23 28/07/2017	21.0	62.1	1,001.6	13.4
5985	10:24 28/07/2017	21.0	62.1	1,001.5	13.4
5984	10:25 28/07/2017	21.0	62.2	1,001.5	13.4
5983	10:26 28/07/2017	21.0	62.2	1,001.5	13.4
5982	10:27 28/07/2017	21.0	62.2	1,001.5	13.4
5981	10:28 28/07/2017	21.0	62.2	1,001.5	13.4
5980	10:29 28/07/2017	21.0	62.2	1,001.6	13.4
5979	10:30 28/07/2017	21.0	62.2	1,001.6	13.4
5978	10:31 28/07/2017	21.0	62.2	1,001.6	13.4
5977	10:32 28/07/2017	21.0	62.2	1,001.5	13.4
5976	10:33 28/07/2017	21.0	62.2	1,001.5	13.4
5975	10:34 28/07/2017	21.0	62.2	1,001.5	13.4
5974	10:35 28/07/2017	21.0	62.2	1,001.5	13.4
5973	10:36 28/07/2017	21.0	62.2	1,001.5	13.4
5972	10:37 28/07/2017	21.0	62.2	1,001.5	13.4
5971	10:38 28/07/2017	21.0	62.2	1,001.6	13.4
5970	10:39 28/07/2017	21.0	62.2	1,001.6	13.4
5969	10:40 28/07/2017	21.0	62.2	1,001.6	13.4
5968	10:41 28/07/2017	21.0	62.2	1,001.5	13.4
5967	10:42 28/07/2017	21.0	62.2	1,001.5	13.4
5966	10:43 28/07/2017	21.0	62.2	1,001.6	13.4
5965	10:44 28/07/2017	21.0	62.2	1,001.6	13.4
5964	10:45 28/07/2017	21.0	62.2	1,001.6	13.4
5963	10:46 28/07/2017	21.0	62.2	1,001.6	13.4
5962	10:47 28/07/2017	21.0	62.2	1,001.6	13.4
5961	10:48 28/07/2017	21.0	62.2	1,001.6	13.4
5960	10:49 28/07/2017	21.0	62.2	1,001.5	13.4
5959	10:50 28/07/2017	21.0	62.2	1,001.5	13.4
5958	10:51 28/07/2017	21.0	62.2	1,001.6	13.4
5957	10:52 28/07/2017	21.0	62.3	1,001.5	13.5
5956	10:53 28/07/2017	21.0	62.2	1,001.5	13.4
5955	10:54 28/07/2017	21.0	62.2	1,001.5	13.4
5954	10:55 28/07/2017	21.0	62.3	1,001.6	13.5
5953	10:56 28/07/2017	21.0	62.3	1,001.6	13.5
5952	10:57 28/07/2017	21.0	62.3	1,001.5	13.5
5951	10:58 28/07/2017	21.0	62.3	1,001.5	13.5
5950	10:59 28/07/2017	21.0	62.3	1,001.5	13.5
5949	11:00 28/07/2017	21.0	62.3	1,001.6	13.5
5948	11:01 28/07/2017	21.0	62.3	1,001.5	13.5
5947	11:02 28/07/2017	21.0	62.3	1,001.5	13.5
5946	11:03 28/07/2017	21.0	62.3	1,001.4	13.5
5945	11:04 28/07/2017	21.0	62.3	1,001.5	13.5
5944	11:05 28/07/2017	21.0	62.3	1,001.5	13.5
5943	11:06 28/07/2017	21.0	62.3	1,001.5	13.5
5942	11:07 28/07/2017	21.0	62.3	1,001.5	13.5
5941	11:08 28/07/2017	21.0	62.3	1,001.5	13.5
5940	11:09 28/07/2017	21.0	62.3	1,001.5	13.5
5939	11:10 28/07/2017	21.0	62.3	1,001.5	13.5
5938	11:11 28/07/2017	21.0	62.3	1,001.5	13.5
5937	11:12 28/07/2017	21.0	62.3	1,001.5	13.5
5936	11:13 28/07/2017	21.0	62.3	1,001.5	13.5
5935	11:14 28/07/2017	21.0	62.3	1,001.5	13.5

Cell Highlighting For Breaches
Temp
27.0
Humidity
30.0
Pressure
1008.0
Dew Point
15.0

Log	Timestamp	Temp	Humidity	Pressure	Dew Point
5934	11:15 28/07/2017	21.0	62.3	1,001.5	13.5
5933	11:16 28/07/2017	21.0	62.3	1,001.5	13.5
5932	11:17 28/07/2017	20.9	62.3	1,001.5	13.4
5931	11:18 28/07/2017	20.9	62.3	1,001.5	13.4
5930	11:19 28/07/2017	20.9	62.3	1,001.4	13.4
5929	11:20 28/07/2017	20.9	62.3	1,001.4	13.4
5928	11:21 28/07/2017	20.9	62.3	1,001.5	13.4
5927	11:22 28/07/2017	20.9	62.3	1,001.5	13.4
5926	11:23 28/07/2017	20.9	62.4	1,001.5	13.4
5925	11:24 28/07/2017	20.9	62.4	1,001.5	13.4
5924	11:25 28/07/2017	20.9	62.3	1,001.5	13.4
5923	11:26 28/07/2017	20.9	62.4	1,001.5	13.4
5922	11:27 28/07/2017	20.9	62.4	1,001.5	13.4
5921	11:28 28/07/2017	20.9	62.4	1,001.6	13.4
5920	11:29 28/07/2017	20.9	62.4	1,001.6	13.4
5919	11:30 28/07/2017	20.9	62.4	1,001.7	13.4
5918	11:31 28/07/2017	20.9	62.4	1,001.7	13.4
5917	11:32 28/07/2017	20.9	62.4	1,001.6	13.4
5916	11:33 28/07/2017	20.9	62.4	1,001.7	13.4
5915	11:34 28/07/2017	20.9	62.4	1,001.7	13.4
5914	11:35 28/07/2017	20.9	62.4	1,001.7	13.4
5913	11:36 28/07/2017	20.9	62.4	1,001.8	13.4
5912	11:37 28/07/2017	20.9	62.4	1,001.8	13.4
5911	11:38 28/07/2017	20.9	62.4	1,001.8	13.4
5910	11:39 28/07/2017	20.9	62.4	1,001.7	13.4
5909	11:40 28/07/2017	20.9	62.4	1,001.7	13.4
5908	11:41 28/07/2017	20.9	62.4	1,001.8	13.4
5907	11:42 28/07/2017	20.9	62.4	1,001.7	13.4
5906	11:43 28/07/2017	20.9	62.4	1,001.7	13.4
5905	11:44 28/07/2017	20.9	62.4	1,001.7	13.4
5904	11:45 28/07/2017	20.9	62.4	1,001.7	13.4
5903	11:46 28/07/2017	20.9	62.4	1,001.7	13.4
5902	11:47 28/07/2017	20.9	62.4	1,001.7	13.4
5901	11:48 28/07/2017	20.9	62.4	1,001.8	13.4
5900	11:49 28/07/2017	20.9	62.4	1,001.7	13.4
5899	11:50 28/07/2017	20.9	62.4	1,001.8	13.4
5898	11:51 28/07/2017	20.9	62.4	1,001.8	13.4
5897	11:52 28/07/2017	20.9	62.4	1,001.8	13.4
5896	11:53 28/07/2017	20.9	62.4	1,001.8	13.4
5895	11:54 28/07/2017	20.9	62.4	1,001.8	13.4
5894	11:55 28/07/2017	20.9	62.4	1,001.9	13.4
5893	11:56 28/07/2017	20.9	62.4	1,001.9	13.4
5892	11:57 28/07/2017	20.9	62.4	1,001.9	13.4
5891	11:58 28/07/2017	20.9	62.5	1,001.9	13.4
5890	11:59 28/07/2017	20.9	62.4	1,001.9	13.4
5889	12:00 28/07/2017	20.9	62.4	1,002.0	13.4
5888	12:01 28/07/2017	20.9	62.5	1,001.9	13.4
5887	12:02 28/07/2017	20.9	62.5	1,002.0	13.4
5886	12:03 28/07/2017	20.9	62.4	1,002.0	13.4
5885	12:04 28/07/2017	20.9	62.5	1,002.0	13.4
5884	12:05 28/07/2017	20.9	62.5	1,002.0	13.4
5883	12:06 28/07/2017	20.9	62.5	1,002.0	13.4
5882	12:07 28/07/2017	20.9	62.5	1,002.0	13.4
5881	12:08 28/07/2017	20.9	62.5	1,002.1	13.4
5880	12:09 28/07/2017	20.9	62.5	1,002.0	13.4
5879	12:10 28/07/2017	20.9	62.5	1,002.1	13.4
5878	12:11 28/07/2017	20.9	62.5	1,002.1	13.4
5877	12:12 28/07/2017	20.9	62.5	1,002.1	13.4
5876	12:13 28/07/2017	20.9	62.5	1,002.1	13.4
5875	12:14 28/07/2017	20.9	62.5	1,002.1	13.4
5874	12:15 28/07/2017	20.9	62.5	1,002.1	13.4
5873	12:16 28/07/2017	20.9	62.5	1,002.1	13.4
5872	12:17 28/07/2017	20.9	62.5	1,002.1	13.4
5871	12:18 28/07/2017	20.9	62.5	1,002.2	13.4
5870	12:19 28/07/2017	20.8	62.5	1,002.1	13.3

Log	Timestamp	Temp	Humidity	Pressure	Dew Point
5869	12:20 28/07/2017	20.8	62.5	1,002.1	13.3
5868	12:21 28/07/2017	20.8	62.5	1,002.1	13.3
5867	12:22 28/07/2017	20.8	62.5	1,002.1	13.3
5866	12:23 28/07/2017	20.8	62.5	1,002.1	13.3
5865	12:24 28/07/2017	20.8	62.5	1,002.1	13.3
5864	12:25 28/07/2017	20.9	62.5	1,002.1	13.4
5863	12:26 28/07/2017	20.8	62.5	1,002.1	13.3
5862	12:27 28/07/2017	20.8	62.5	1,002.1	13.3
5861	12:28 28/07/2017	20.8	62.5	1,002.1	13.3
5860	12:29 28/07/2017	20.8	62.5	1,002.1	13.3
5859	12:30 28/07/2017	20.8	62.5	1,002.1	13.3
5858	12:31 28/07/2017	20.8	62.5	1,002.1	13.3
5857	12:32 28/07/2017	20.8	62.6	1,002.1	13.3
5856	12:33 28/07/2017	20.8	62.6	1,002.1	13.3
5855	12:34 28/07/2017	20.8	62.6	1,002.1	13.3
5854	12:35 28/07/2017	20.8	62.6	1,002.1	13.3
5853	12:36 28/07/2017	20.8	62.6	1,002.1	13.3
5852	12:37 28/07/2017	20.8	62.6	1,002.1	13.3
5851	12:38 28/07/2017	20.8	62.6	1,002.1	13.3
5850	12:39 28/07/2017	20.9	62.6	1,002.1	13.4
5849	12:40 28/07/2017	20.8	62.6	1,002.1	13.3
5848	12:41 28/07/2017	20.8	62.7	1,002.2	13.3
5847	12:42 28/07/2017	20.9	62.7	1,002.2	13.4
5846	12:43 28/07/2017	20.9	62.7	1,002.2	13.4
5845	12:44 28/07/2017	20.9	62.7	1,002.2	13.4
5844	12:45 28/07/2017	20.9	62.7	1,002.2	13.4
5843	12:46 28/07/2017	20.9	62.7	1,002.2	13.4
5842	12:47 28/07/2017	20.9	62.7	1,002.2	13.4
5841	12:48 28/07/2017	20.9	62.7	1,002.2	13.4
5840	12:49 28/07/2017	20.9	62.7	1,002.2	13.4
5839	12:50 28/07/2017	20.9	62.7	1,002.2	13.4
5838	12:51 28/07/2017	20.9	62.7	1,002.2	13.4
5837	12:52 28/07/2017	20.9	62.7	1,002.2	13.4
5836	12:53 28/07/2017	20.9	62.7	1,002.2	13.4
5835	12:54 28/07/2017	20.9	62.7	1,002.2	13.4
5834	12:55 28/07/2017	20.9	62.7	1,002.3	13.4
5833	12:56 28/07/2017	20.9	62.7	1,002.3	13.4
5832	12:57 28/07/2017	20.9	62.7	1,002.3	13.4
5831	12:58 28/07/2017	20.9	62.7	1,002.4	13.4
5830	12:59 28/07/2017	20.9	62.7	1,002.4	13.4
5829	13:00 28/07/2017	20.9	62.7	1,002.4	13.4
5828	13:01 28/07/2017	20.9	62.7	1,002.5	13.4
5827	13:02 28/07/2017	20.9	62.7	1,002.5	13.4
5826	13:03 28/07/2017	20.9	62.7	1,002.5	13.4
5825	13:04 28/07/2017	20.9	62.7	1,002.5	13.4
5824	13:05 28/07/2017	20.9	62.7	1,002.5	13.4
5823	13:06 28/07/2017	20.9	62.7	1,002.5	13.4
5822	13:07 28/07/2017	20.9	62.7	1,002.5	13.4
5821	13:08 28/07/2017	20.9	62.7	1,002.5	13.4
5820	13:09 28/07/2017	21.0	62.7	1,002.6	13.5
5819	13:10 28/07/2017	20.9	62.7	1,002.6	13.4
5818	13:11 28/07/2017	21.0	62.7	1,002.6	13.5
5817	13:12 28/07/2017	21.0	62.7	1,002.6	13.5
5816	13:13 28/07/2017	21.0	62.7	1,002.5	13.5
5815	13:14 28/07/2017	21.0	62.7	1,002.5	13.5
5814	13:15 28/07/2017	21.0	62.7	1,002.5	13.5
5813	13:16 28/07/2017	21.0	62.7	1,002.6	13.5
5812	13:17 28/07/2017	21.0	62.7	1,002.6	13.5
5811	13:18 28/07/2017	21.0	62.7	1,002.6	13.5
5810	13:19 28/07/2017	21.0	62.7	1,002.6	13.5
5809	13:20 28/07/2017	21.0	62.7	1,002.6	13.5
5808	13:21 28/07/2017	21.0	62.7	1,002.6	13.5
5807	13:22 28/07/2017	21.0	62.7	1,002.6	13.5
5806	13:23 28/07/2017	21.0	62.7	1,002.6	13.5
5805	13:24 28/07/2017	21.0	62.7	1,002.6	13.5

Log	Timestamp	Temp	Humidity	Pressure	Dew Point
5804	13:25 28/07/2017	21.0	62.7	1,002.6	13.5
5803	13:26 28/07/2017	21.0	62.7	1,002.6	13.5
5802	13:27 28/07/2017	21.0	62.7	1,002.6	13.5
5801	13:28 28/07/2017	21.0	62.7	1,002.6	13.5
5800	13:29 28/07/2017	21.0	62.7	1,002.7	13.5
5799	13:30 28/07/2017	21.0	62.7	1,002.7	13.5
5798	13:31 28/07/2017	21.0	62.7	1,002.7	13.5
5797	13:32 28/07/2017	21.0	62.7	1,002.7	13.5
5796	13:33 28/07/2017	21.0	62.7	1,002.7	13.5
5795	13:34 28/07/2017	21.0	62.7	1,002.7	13.5
5794	13:35 28/07/2017	21.0	62.7	1,002.8	13.5
5793	13:36 28/07/2017	21.0	62.7	1,002.9	13.5
5792	13:37 28/07/2017	21.0	62.7	1,002.9	13.5
5791	13:38 28/07/2017	21.0	62.7	1,002.8	13.5
5790	13:39 28/07/2017	21.0	62.7	1,002.9	13.5
5789	13:40 28/07/2017	21.0	62.7	1,002.8	13.5
5788	13:41 28/07/2017	21.0	62.6	1,002.8	13.5
5787	13:42 28/07/2017	21.0	62.6	1,002.9	13.5
5786	13:43 28/07/2017	21.0	62.6	1,002.9	13.5
5785	13:44 28/07/2017	21.0	62.6	1,002.9	13.5
5784	13:45 28/07/2017	21.0	62.6	1,002.8	13.5
5783	13:46 28/07/2017	21.0	62.6	1,002.9	13.5
5782	13:47 28/07/2017	21.0	62.6	1,002.9	13.5
5781	13:48 28/07/2017	21.0	62.6	1,002.9	13.5
5780	13:49 28/07/2017	21.0	62.6	1,002.9	13.5
5779	13:50 28/07/2017	21.0	62.6	1,002.9	13.5
5778	13:51 28/07/2017	21.0	62.6	1,002.9	13.5
5777	13:52 28/07/2017	21.0	62.6	1,003.0	13.5
5776	13:53 28/07/2017	21.0	62.6	1,003.0	13.5
5775	13:54 28/07/2017	21.0	62.6	1,002.9	13.5
5774	13:55 28/07/2017	21.0	62.6	1,003.0	13.5
5773	13:56 28/07/2017	21.0	62.6	1,002.9	13.5
5772	13:57 28/07/2017	21.0	62.5	1,003.0	13.5
5771	13:58 28/07/2017	21.0	62.6	1,003.0	13.5
5770	13:59 28/07/2017	21.0	62.5	1,003.0	13.5
5769	14:00 28/07/2017	21.0	62.5	1,003.0	13.5
5768	14:01 28/07/2017	21.0	62.5	1,003.0	13.5
5767	14:02 28/07/2017	21.0	62.5	1,003.0	13.5
5766	14:03 28/07/2017	21.0	62.5	1,003.0	13.5
5765	14:04 28/07/2017	21.0	62.5	1,003.0	13.5
5764	14:05 28/07/2017	21.0	62.5	1,003.0	13.5
5763	14:06 28/07/2017	21.0	62.5	1,003.0	13.5
5762	14:07 28/07/2017	21.0	62.5	1,003.0	13.5
5761	14:08 28/07/2017	21.0	62.5	1,003.0	13.5
5760	14:09 28/07/2017	21.0	62.5	1,002.9	13.5
5759	14:10 28/07/2017	21.0	62.5	1,002.9	13.5
5758	14:11 28/07/2017	21.0	62.5	1,002.9	13.5
5757	14:12 28/07/2017	21.0	62.5	1,002.9	13.5
5756	14:13 28/07/2017	21.0	62.5	1,002.8	13.5
5755	14:14 28/07/2017	21.0	62.5	1,002.9	13.5
5754	14:15 28/07/2017	21.0	62.5	1,002.9	13.5
5753	14:16 28/07/2017	21.0	62.5	1,002.9	13.5
5752	14:17 28/07/2017	21.0	62.5	1,002.9	13.5
5751	14:18 28/07/2017	21.0	62.5	1,002.9	13.5
5750	14:19 28/07/2017	21.0	62.5	1,002.9	13.5
5749	14:20 28/07/2017	21.0	62.5	1,002.9	13.5
5748	14:21 28/07/2017	21.0	62.5	1,002.8	13.5
5747	14:22 28/07/2017	21.0	62.5	1,002.9	13.5
5746	14:23 28/07/2017	20.9	62.5	1,002.9	13.4
5745	14:24 28/07/2017	21.0	62.5	1,002.9	13.5
5744	14:25 28/07/2017	21.0	62.5	1,002.9	13.5
5743	14:26 28/07/2017	21.0	62.5	1,002.9	13.5
5742	14:27 28/07/2017	21.0	62.5	1,002.9	13.5
5741	14:28 28/07/2017	21.0	62.5	1,002.9	13.5
5740	14:29 28/07/2017	21.0	62.5	1,003.0	13.5

Log	Timestamp	Temp	Humidity	Pressure	Dew Point
5739	14:30 28/07/2017	21.0	62.5	1,003.0	13.5
5738	14:31 28/07/2017	20.9	62.5	1,002.9	13.4
5737	14:32 28/07/2017	21.0	62.5	1,003.0	13.5
5736	14:33 28/07/2017	20.9	62.5	1,002.9	13.4
5735	14:34 28/07/2017	21.0	62.5	1,002.9	13.5
5734	14:35 28/07/2017	20.9	62.5	1,002.9	13.4
5733	14:36 28/07/2017	20.9	62.4	1,003.0	13.4
5732	14:37 28/07/2017	20.9	62.5	1,003.0	13.4
5731	14:38 28/07/2017	20.9	62.4	1,003.0	13.4
5730	14:39 28/07/2017	20.9	62.4	1,003.0	13.4
5729	14:40 28/07/2017	21.0	62.5	1,003.1	13.5
5728	14:41 28/07/2017	20.9	62.4	1,003.0	13.4
5727	14:42 28/07/2017	20.9	62.4	1,003.0	13.4
5726	14:43 28/07/2017	20.9	62.4	1,003.0	13.4
5725	14:44 28/07/2017	21.0	62.4	1,003.1	13.5
5724	14:45 28/07/2017	20.9	62.4	1,003.1	13.4
5723	14:46 28/07/2017	20.9	62.4	1,003.1	13.4
5722	14:47 28/07/2017	21.0	62.4	1,003.1	13.5
5721	14:48 28/07/2017	20.9	62.4	1,003.1	13.4
5720	14:49 28/07/2017	20.9	62.4	1,003.1	13.4
5719	14:50 28/07/2017	20.9	62.4	1,003.1	13.4
5718	14:51 28/07/2017	20.9	62.4	1,003.1	13.4
5717	14:52 28/07/2017	21.0	62.4	1,003.2	13.5
5716	14:53 28/07/2017	21.0	62.4	1,003.2	13.5
5715	14:54 28/07/2017	20.9	62.4	1,003.2	13.4
5714	14:55 28/07/2017	21.0	62.4	1,003.3	13.5
5713	14:56 28/07/2017	20.9	62.4	1,003.1	13.4
5712	14:57 28/07/2017	21.0	62.4	1,003.2	13.5
5711	14:58 28/07/2017	21.0	62.4	1,003.2	13.5
5710	14:59 28/07/2017	21.0	62.4	1,003.1	13.5
5709	15:00 28/07/2017	21.0	62.4	1,003.2	13.5
5708	15:01 28/07/2017	21.0	62.4	1,003.2	13.5
5707	15:02 28/07/2017	21.0	62.4	1,003.2	13.5
5706	15:03 28/07/2017	21.0	62.4	1,003.2	13.5
5705	15:04 28/07/2017	21.0	62.4	1,003.3	13.5
5704	15:05 28/07/2017	21.0	62.4	1,003.2	13.5
5703	15:06 28/07/2017	21.0	62.4	1,003.3	13.5
5702	15:07 28/07/2017	21.0	62.4	1,003.3	13.5
5701	15:08 28/07/2017	21.0	62.4	1,003.2	13.5
5700	15:09 28/07/2017	21.0	62.4	1,003.3	13.5
5699	15:10 28/07/2017	21.0	62.4	1,003.2	13.5
5698	15:11 28/07/2017	21.0	62.4	1,003.3	13.5
5697	15:12 28/07/2017	21.0	62.5	1,003.3	13.5
5696	15:13 28/07/2017	21.0	62.4	1,003.3	13.5
5695	15:14 28/07/2017	21.0	62.4	1,003.3	13.5
5694	15:15 28/07/2017	21.0	62.4	1,003.4	13.5
5693	15:16 28/07/2017	21.0	62.4	1,003.3	13.5
5692	15:17 28/07/2017	21.0	62.4	1,003.3	13.5
5691	15:18 28/07/2017	21.0	62.4	1,003.4	13.5
5690	15:19 28/07/2017	21.0	62.4	1,003.3	13.5
5689	15:20 28/07/2017	21.0	62.4	1,003.4	13.5
5688	15:21 28/07/2017	21.0	62.4	1,003.4	13.5
5687	15:22 28/07/2017	21.0	62.4	1,003.3	13.5
5686	15:23 28/07/2017	21.0	62.4	1,003.3	13.5
5685	15:24 28/07/2017	21.0	62.4	1,003.4	13.5
5684	15:25 28/07/2017	21.0	62.4	1,003.4	13.5
5683	15:26 28/07/2017	21.0	62.4	1,003.4	13.5
5682	15:27 28/07/2017	21.0	62.4	1,003.3	13.5
5681	15:28 28/07/2017	21.0	62.4	1,003.4	13.5
5680	15:29 28/07/2017	21.0	62.4	1,003.4	13.5
5679	15:30 28/07/2017	21.0	62.4	1,003.4	13.5
5678	15:31 28/07/2017	21.0	62.4	1,003.5	13.5
5677	15:32 28/07/2017	21.0	62.4	1,003.5	13.5
5676	15:33 28/07/2017	21.0	62.4	1,003.5	13.5
5675	15:34 28/07/2017	21.0	62.4	1,003.5	13.5

Log	Timestamp	Temp	Humidity	Pressure	Dew Point
5674	15:35 28/07/2017	21.0	62.4	1,003.4	13.5
5673	15:36 28/07/2017	21.0	62.4	1,003.5	13.5
5672	15:37 28/07/2017	21.0	62.4	1,003.5	13.5
5671	15:38 28/07/2017	21.0	62.4	1,003.5	13.5
5670	15:39 28/07/2017	21.0	62.4	1,003.5	13.5
5669	15:40 28/07/2017	21.0	62.4	1,003.5	13.5
5668	15:41 28/07/2017	21.0	62.4	1,003.5	13.5
5667	15:42 28/07/2017	21.0	62.4	1,003.5	13.5
5666	15:43 28/07/2017	21.0	62.4	1,003.6	13.5
5665	15:44 28/07/2017	21.0	62.3	1,003.5	13.5
5664	15:45 28/07/2017	21.0	62.4	1,003.5	13.5
5663	15:46 28/07/2017	21.0	62.4	1,003.6	13.5
5662	15:47 28/07/2017	21.0	62.3	1,003.6	13.5
5661	15:48 28/07/2017	21.0	62.3	1,003.6	13.5
5660	15:49 28/07/2017	21.0	62.4	1,003.6	13.5
5659	15:50 28/07/2017	21.0	62.4	1,003.5	13.5
5658	15:51 28/07/2017	21.0	62.3	1,003.6	13.5
5657	15:52 28/07/2017	21.0	62.4	1,003.6	13.5
5656	15:53 28/07/2017	21.0	62.4	1,003.5	13.5
5655	15:54 28/07/2017	21.0	62.4	1,003.5	13.5
5654	15:55 28/07/2017	21.1	62.4	1,003.5	13.6
5653	15:56 28/07/2017	21.0	62.4	1,003.5	13.5
5652	15:57 28/07/2017	21.1	62.4	1,003.5	13.6
5651	15:58 28/07/2017	21.0	62.4	1,003.5	13.5
5650	15:59 28/07/2017	21.1	62.4	1,003.5	13.6
5649	16:00 28/07/2017	21.1	62.4	1,003.6	13.6
5648	16:01 28/07/2017	21.1	62.4	1,003.6	13.6
5647	16:02 28/07/2017	21.1	62.4	1,003.6	13.6
5646	16:03 28/07/2017	21.1	62.4	1,003.5	13.6
5645	16:04 28/07/2017	21.1	62.4	1,003.6	13.6
5644	16:05 28/07/2017	21.1	62.4	1,003.6	13.6
5643	16:06 28/07/2017	21.1	62.4	1,003.6	13.6
5642	16:07 28/07/2017	21.1	62.4	1,003.6	13.6
5641	16:08 28/07/2017	21.1	62.4	1,003.5	13.6
5640	16:09 28/07/2017	21.1	62.4	1,003.5	13.6
5639	16:10 28/07/2017	21.1	62.4	1,003.6	13.6
5638	16:11 28/07/2017	21.1	62.4	1,003.6	13.6
5637	16:12 28/07/2017	21.1	62.4	1,003.5	13.6
5636	16:13 28/07/2017	21.1	62.3	1,003.6	13.6
5635	16:14 28/07/2017	21.1	62.3	1,003.6	13.6
5634	16:15 28/07/2017	21.1	62.4	1,003.6	13.6
5633	16:16 28/07/2017	21.1	62.4	1,003.6	13.6
5632	16:17 28/07/2017	21.1	62.4	1,003.6	13.6
5631	16:18 28/07/2017	21.1	62.4	1,003.6	13.6
5630	16:19 28/07/2017	21.1	63.8	1,003.7	13.9
5629	16:20 28/07/2017	21.3	63.3	1,003.6	14.0
5628	16:21 28/07/2017	21.5	63.0	1,003.6	14.1
5627	16:22 28/07/2017	21.6	62.9	1,003.6	14.2
5626	16:23 28/07/2017	21.7	62.7	1,003.6	14.2
5625	16:24 28/07/2017	21.7	62.7	1,003.6	14.2
5624	16:25 28/07/2017	21.8	62.7	1,003.7	14.3
5623	16:26 28/07/2017	21.9	62.5	1,003.6	14.4
5622	16:27 28/07/2017	21.9	62.2	1,003.7	14.3
5621	16:28 28/07/2017	22.0	62.1	1,003.6	14.4
5620	16:29 28/07/2017	22.0	61.9	1,003.6	14.4
5619	16:30 28/07/2017	22.0	61.9	1,003.7	14.4
5618	16:31 28/07/2017	22.0	61.9	1,003.7	14.4
5617	16:32 28/07/2017	22.1	61.7	1,003.7	14.4
5616	16:33 28/07/2017	22.1	61.5	1,003.6	14.4
5615	16:34 28/07/2017	22.1	61.3	1,003.6	14.4
5614	16:35 28/07/2017	22.1	61.5	1,003.6	14.4
5613	16:36 28/07/2017	22.1	61.3	1,003.6	14.4
5612	16:37 28/07/2017	22.1	61.3	1,003.5	14.4
5611	16:38 28/07/2017	22.1	61.4	1,003.6	14.4
5610	16:39 28/07/2017	22.2	61.4	1,003.6	14.5

Log	Timestamp	Temp	Humidity	Pressure	Dew Point
5609	16:40 28/07/2017	22.2	61.2	1,003.6	14.4
5608	16:41 28/07/2017	22.2	61.0	1,003.6	14.4
5607	16:42 28/07/2017	22.2	61.0	1,003.6	14.4
5606	16:43 28/07/2017	22.2	60.9	1,003.6	14.4
5605	16:44 28/07/2017	22.2	60.8	1,003.6	14.4
5604	16:45 28/07/2017	22.2	60.7	1,003.6	14.3
5603	16:46 28/07/2017	22.2	60.6	1,003.6	14.3
5602	16:47 28/07/2017	22.2	60.6	1,003.5	14.3
5601	16:48 28/07/2017	22.2	60.7	1,003.6	14.3
5600	16:49 28/07/2017	22.2	60.7	1,003.6	14.3
5599	16:50 28/07/2017	22.2	60.6	1,003.6	14.3
5598	16:51 28/07/2017	22.2	60.8	1,003.5	14.4
5597	16:52 28/07/2017	22.2	60.3	1,003.5	14.3
5596	16:53 28/07/2017	22.2	60.2	1,003.6	14.2
5595	16:54 28/07/2017	22.2	60.2	1,003.6	14.2
5594	16:55 28/07/2017	22.2	60.0	1,003.6	14.2
5593	16:56 28/07/2017	22.2	59.9	1,003.6	14.2
5592	16:57 28/07/2017	22.2	59.9	1,003.5	14.2
5591	16:58 28/07/2017	22.2	59.7	1,003.5	14.1
5590	16:59 28/07/2017	22.3	59.6	1,003.6	14.2
5589	17:00 28/07/2017	22.3	59.5	1,003.6	14.2
5588	17:01 28/07/2017	22.3	59.4	1,003.5	14.2
5587	17:02 28/07/2017	22.3	59.3	1,003.5	14.2
5586	17:03 28/07/2017	22.3	59.4	1,003.6	14.2
5585	17:04 28/07/2017	22.3	59.3	1,003.6	14.2
5584	17:05 28/07/2017	22.3	59.3	1,003.6	14.2
5583	17:06 28/07/2017	22.3	59.1	1,003.5	14.1
5582	17:07 28/07/2017	22.3	59.5	1,003.5	14.2
5581	17:08 28/07/2017	22.3	59.5	1,003.6	14.2
5580	17:09 28/07/2017	22.3	59.4	1,003.5	14.2
5579	17:10 28/07/2017	22.3	59.2	1,003.5	14.1
5578	17:11 28/07/2017	22.3	59.3	1,003.5	14.2
5577	17:12 28/07/2017	22.3	59.1	1,003.4	14.1
5576	17:13 28/07/2017	22.3	59.4	1,003.5	14.2
5575	17:14 28/07/2017	22.3	59.5	1,003.5	14.2
5574	17:15 28/07/2017	22.3	59.5	1,003.5	14.2
5573	17:16 28/07/2017	22.3	59.4	1,003.6	14.2
5572	17:17 28/07/2017	22.3	59.4	1,003.5	14.2
5571	17:18 28/07/2017	22.3	59.5	1,003.5	14.2
5570	17:19 28/07/2017	22.3	59.6	1,003.5	14.2
5569	17:20 28/07/2017	22.3	59.5	1,003.5	14.2
5568	17:21 28/07/2017	22.3	59.6	1,003.5	14.2
5567	17:22 28/07/2017	22.3	59.8	1,003.5	14.3
5566	17:23 28/07/2017	22.3	59.8	1,003.5	14.3
5565	17:24 28/07/2017	22.3	59.5	1,003.5	14.2
5564	17:25 28/07/2017	22.3	59.3	1,003.5	14.2
5563	17:26 28/07/2017	22.3	59.2	1,003.5	14.1
5562	17:27 28/07/2017	22.3	59.5	1,003.5	14.2
5561	17:28 28/07/2017	22.3	59.7	1,003.5	14.2
5560	17:29 28/07/2017	22.4	59.6	1,003.4	14.3
5559	17:30 28/07/2017	22.4	59.4	1,003.4	14.3
5558	17:31 28/07/2017	22.4	59.5	1,003.5	14.3
5557	17:32 28/07/2017	22.4	59.5	1,003.4	14.3
5556	17:33 28/07/2017	22.4	59.4	1,003.4	14.3
5555	17:34 28/07/2017	22.4	59.4	1,003.4	14.3
5554	17:35 28/07/2017	22.4	59.3	1,003.4	14.3
5553	17:36 28/07/2017	22.4	59.4	1,003.4	14.3
5552	17:37 28/07/2017	22.4	60.1	1,003.3	14.4
5551	17:38 28/07/2017	22.4	59.9	1,003.4	14.4
5550	17:39 28/07/2017	22.5	59.7	1,003.4	14.4
5549	17:40 28/07/2017	22.5	59.6	1,003.4	14.4
5548	17:41 28/07/2017	22.5	59.4	1,003.4	14.4
5547	17:42 28/07/2017	22.5	59.8	1,003.4	14.5
5546	17:43 28/07/2017	22.5	60.0	1,003.4	14.5
5545	17:44 28/07/2017	22.5	59.5	1,003.4	14.4

Log	Timestamp	Temp	Humidity	Pressure	Dew Point
5544	17:45 28/07/2017	22.5	59.3	1,003.4	14.4
5543	17:46 28/07/2017	22.5	59.1	1,003.3	14.3
5542	17:47 28/07/2017	22.5	58.9	1,003.4	14.3
5541	17:48 28/07/2017	22.5	59.1	1,003.3	14.3
5540	17:49 28/07/2017	22.4	59.1	1,003.4	14.2
5539	17:50 28/07/2017	22.4	59.2	1,003.4	14.2
5538	17:51 28/07/2017	22.4	59.2	1,003.4	14.2
5537	17:52 28/07/2017	22.4	59.3	1,003.4	14.3
5536	17:53 28/07/2017	22.4	59.3	1,003.4	14.3
5535	17:54 28/07/2017	22.4	59.3	1,003.4	14.3
5534	17:55 28/07/2017	22.5	59.3	1,003.5	14.4
5533	17:56 28/07/2017	22.5	59.3	1,003.4	14.4
5532	17:57 28/07/2017	22.4	59.4	1,003.5	14.3
5531	17:58 28/07/2017	22.5	59.4	1,003.4	14.4
5530	17:59 28/07/2017	22.5	59.4	1,003.4	14.4
5529	18:00 28/07/2017	22.5	59.4	1,003.4	14.4
5528	18:01 28/07/2017	22.5	59.2	1,003.4	14.3
5527	18:02 28/07/2017	22.5	59.1	1,003.4	14.3
5526	18:03 28/07/2017	22.5	59.2	1,003.4	14.3
5525	18:04 28/07/2017	22.5	59.4	1,003.5	14.4
5524	18:05 28/07/2017	22.5	59.4	1,003.4	14.4
5523	18:06 28/07/2017	22.5	59.4	1,003.4	14.4
5522	18:07 28/07/2017	22.5	59.4	1,003.4	14.4
5521	18:08 28/07/2017	22.5	59.4	1,003.4	14.4
5520	18:09 28/07/2017	22.5	59.4	1,003.4	14.4
5519	18:10 28/07/2017	22.5	59.4	1,003.4	14.4
5518	18:11 28/07/2017	22.5	59.3	1,003.4	14.4
5517	18:12 28/07/2017	22.6	58.6	1,003.4	14.3
5516	18:13 28/07/2017	22.5	58.1	1,003.4	14.1
5515	18:14 28/07/2017	22.5	57.7	1,003.4	14.0
5514	18:15 28/07/2017	22.5	57.4	1,003.4	14.0
5513	18:16 28/07/2017	22.5	57.2	1,003.4	13.9
5512	18:17 28/07/2017	22.5	57.1	1,003.4	13.9
5511	18:18 28/07/2017	22.5	57.1	1,003.4	13.9
5510	18:19 28/07/2017	22.5	57.0	1,003.4	13.9
5509	18:20 28/07/2017	22.5	57.0	1,003.4	13.9
5508	18:21 28/07/2017	22.5	57.1	1,003.4	13.9
5507	18:22 28/07/2017	22.5	57.2	1,003.4	13.9
5506	18:23 28/07/2017	22.5	57.4	1,003.4	14.0
5505	18:24 28/07/2017	22.6	57.4	1,003.4	14.1
5504	18:25 28/07/2017	22.6	57.4	1,003.4	14.1
5503	18:26 28/07/2017	22.6	57.5	1,003.5	14.1
5502	18:27 28/07/2017	22.6	57.6	1,003.4	14.1
5501	18:28 28/07/2017	22.6	57.5	1,003.4	14.1
5500	18:29 28/07/2017	22.6	57.6	1,003.5	14.1
5499	18:30 28/07/2017	22.6	57.5	1,003.5	14.1
5498	18:31 28/07/2017	22.7	57.5	1,003.4	14.2
5497	18:32 28/07/2017	22.7	57.1	1,003.5	14.1
5496	18:33 28/07/2017	22.7	57.2	1,003.4	14.1
5495	18:34 28/07/2017	22.7	56.9	1,003.5	14.1
5494	18:35 28/07/2017	22.7	56.7	1,003.5	14.0
5493	18:36 28/07/2017	22.7	56.6	1,003.5	14.0
5492	18:37 28/07/2017	22.7	56.9	1,003.6	14.1
5491	18:38 28/07/2017	22.7	56.8	1,003.6	14.1
5490	18:39 28/07/2017	22.7	56.5	1,003.5	14.0
5489	18:40 28/07/2017	22.7	56.3	1,003.4	14.0
5488	18:41 28/07/2017	22.7	56.5	1,003.5	14.0
5487	18:42 28/07/2017	22.7	56.6	1,003.4	14.0
5486	18:43 28/07/2017	22.7	56.4	1,003.4	14.0
5485	18:44 28/07/2017	22.7	56.2	1,003.4	13.9
5484	18:45 28/07/2017	22.7	56.2	1,003.5	13.9
5483	18:46 28/07/2017	22.7	56.1	1,003.5	13.9
5482	18:47 28/07/2017	22.7	56.3	1,003.5	14.0
5481	18:48 28/07/2017	22.6	56.4	1,003.4	13.9
5480	18:49 28/07/2017	22.6	56.4	1,003.5	13.9

Log	Timestamp	Temp	Humidity	Pressure	Dew Point
5479	18:50 28/07/2017	22.7	56.5	1,003.5	14.0
5478	18:51 28/07/2017	22.6	56.5	1,003.4	13.9
5477	18:52 28/07/2017	22.6	56.5	1,003.6	13.9
5476	18:53 28/07/2017	22.6	56.6	1,003.5	13.9
5475	18:54 28/07/2017	22.6	56.6	1,003.5	13.9
5474	18:55 28/07/2017	22.6	56.7	1,003.5	13.9
5473	18:56 28/07/2017	22.6	56.8	1,003.5	14.0
5472	18:57 28/07/2017	22.6	56.9	1,003.5	14.0
5471	18:58 28/07/2017	22.6	56.5	1,003.5	13.9
5470	18:59 28/07/2017	22.6	56.4	1,003.5	13.9
5469	19:00 28/07/2017	22.6	56.2	1,003.5	13.8
5468	19:01 28/07/2017	22.6	56.0	1,003.4	13.8
5467	19:02 28/07/2017	22.6	55.8	1,003.4	13.8
5466	19:03 28/07/2017	22.6	55.9	1,003.4	13.8
5465	19:04 28/07/2017	22.6	55.9	1,003.4	13.8
5464	19:05 28/07/2017	22.6	55.7	1,003.5	13.7
5463	19:06 28/07/2017	22.6	55.6	1,003.5	13.7
5462	19:07 28/07/2017	22.6	55.7	1,003.5	13.7
5461	19:08 28/07/2017	22.6	55.8	1,003.5	13.8
5460	19:09 28/07/2017	22.6	55.7	1,003.6	13.7
5459	19:10 28/07/2017	22.6	55.7	1,003.5	13.7
5458	19:11 28/07/2017	22.6	55.7	1,003.5	13.7
5457	19:12 28/07/2017	22.6	55.6	1,003.4	13.7
5456	19:13 28/07/2017	22.6	55.6	1,003.5	13.7
5455	19:14 28/07/2017	22.5	55.6	1,003.5	13.6
5454	19:15 28/07/2017	22.6	55.6	1,003.5	13.7
5453	19:16 28/07/2017	22.5	55.6	1,003.3	13.6
5452	19:17 28/07/2017	22.5	55.5	1,003.3	13.6
5451	19:18 28/07/2017	22.5	55.5	1,003.4	13.6
5450	19:19 28/07/2017	22.5	55.5	1,003.4	13.6
5449	19:20 28/07/2017	22.5	55.4	1,003.4	13.6
5448	19:21 28/07/2017	22.5	55.3	1,003.3	13.6
5447	19:22 28/07/2017	22.5	55.3	1,003.4	13.6
5446	19:23 28/07/2017	22.5	55.3	1,003.4	13.6
5445	19:24 28/07/2017	22.5	55.3	1,003.5	13.6
5444	19:25 28/07/2017	22.5	55.3	1,003.3	13.6
5443	19:26 28/07/2017	22.5	55.4	1,003.4	13.6
5442	19:27 28/07/2017	22.5	55.6	1,003.4	13.6
5441	19:28 28/07/2017	22.5	55.6	1,003.4	13.6
5440	19:29 28/07/2017	22.6	55.4	1,003.4	13.7
5439	19:30 28/07/2017	22.6	55.3	1,003.4	13.7
5438	19:31 28/07/2017	22.6	55.2	1,003.4	13.6
5437	19:32 28/07/2017	22.7	55.1	1,003.4	13.7
5436	19:33 28/07/2017	22.7	55.0	1,003.4	13.7
5435	19:34 28/07/2017	22.7	55.0	1,003.5	13.7
5434	19:35 28/07/2017	22.7	54.9	1,003.5	13.7
5433	19:36 28/07/2017	22.7	54.9	1,003.5	13.7
5432	19:37 28/07/2017	22.8	54.9	1,003.5	13.8
5431	19:38 28/07/2017	22.8	54.9	1,003.5	13.8
5430	19:39 28/07/2017	22.8	54.8	1,003.5	13.8
5429	19:40 28/07/2017	22.8	55.0	1,003.6	13.8
5428	19:41 28/07/2017	22.8	54.9	1,003.5	13.8
5427	19:42 28/07/2017	22.9	55.0	1,003.4	13.9
5426	19:43 28/07/2017	22.9	55.0	1,003.5	13.9
5425	19:44 28/07/2017	22.9	54.9	1,003.5	13.9
5424	19:45 28/07/2017	22.9	54.8	1,003.6	13.9
5423	19:46 28/07/2017	22.9	54.8	1,003.5	13.9
5422	19:47 28/07/2017	22.9	54.8	1,003.5	13.9
5421	19:48 28/07/2017	22.9	54.8	1,003.5	13.9
5420	19:49 28/07/2017	22.9	54.8	1,003.6	13.9
5419	19:50 28/07/2017	22.9	54.9	1,003.6	13.9
5418	19:51 28/07/2017	22.9	54.9	1,003.6	13.9
5417	19:52 28/07/2017	22.9	55.0	1,003.6	13.9
5416	19:53 28/07/2017	22.9	55.1	1,003.6	13.9
5415	19:54 28/07/2017	22.9	55.2	1,003.6	13.9

Log	Timestamp	Temp	Humidity	Pressure	Dew Point
5414	19:55 28/07/2017	22.9	55.0	1,003.6	13.9
5413	19:56 28/07/2017	22.9	54.9	1,003.7	13.9
5412	19:57 28/07/2017	22.9	54.9	1,003.6	13.9
5411	19:58 28/07/2017	22.9	55.0	1,003.7	13.9
5410	19:59 28/07/2017	22.9	55.1	1,003.6	13.9
5409	20:00 28/07/2017	22.9	55.0	1,003.6	13.9
5408	20:01 28/07/2017	22.9	54.9	1,003.6	13.9
5407	20:02 28/07/2017	22.9	54.9	1,003.6	13.9
5406	20:03 28/07/2017	22.8	55.0	1,003.7	13.8
5405	20:04 28/07/2017	22.8	55.0	1,003.7	13.8
5404	20:05 28/07/2017	22.8	55.0	1,003.7	13.8
5403	20:06 28/07/2017	22.8	55.1	1,003.7	13.8
5402	20:07 28/07/2017	22.9	55.1	1,003.7	13.9
5401	20:08 28/07/2017	22.9	54.7	1,003.8	13.8
5400	20:09 28/07/2017	22.9	54.7	1,003.7	13.8
5399	20:10 28/07/2017	23.0	54.4	1,003.8	13.9
5398	20:11 28/07/2017	23.0	54.3	1,003.8	13.9
5397	20:12 28/07/2017	23.0	54.2	1,003.8	13.8
5396	20:13 28/07/2017	23.0	53.9	1,003.8	13.8
5395	20:14 28/07/2017	23.0	53.8	1,003.9	13.8
5394	20:15 28/07/2017	23.0	53.7	1,003.8	13.7
5393	20:16 28/07/2017	22.9	53.7	1,003.8	13.6
5392	20:17 28/07/2017	22.9	53.7	1,003.8	13.6
5391	20:18 28/07/2017	22.9	53.9	1,003.9	13.7
5390	20:19 28/07/2017	22.9	53.8	1,003.8	13.7
5389	20:20 28/07/2017	22.9	54.1	1,003.8	13.7
5388	20:21 28/07/2017	22.9	53.9	1,003.8	13.7
5387	20:22 28/07/2017	22.9	53.8	1,003.8	13.7
5386	20:23 28/07/2017	22.9	53.7	1,003.7	13.6
5385	20:24 28/07/2017	22.9	53.9	1,003.8	13.7
5384	20:25 28/07/2017	22.9	54.2	1,003.8	13.7
5383	20:26 28/07/2017	22.9	54.4	1,003.8	13.8
5382	20:27 28/07/2017	23.0	54.4	1,003.7	13.9
5381	20:28 28/07/2017	23.0	54.3	1,003.7	13.9
5380	20:29 28/07/2017	23.0	54.5	1,003.7	13.9
5379	20:30 28/07/2017	23.0	54.6	1,003.7	13.9
5378	20:31 28/07/2017	23.0	54.7	1,003.7	13.9
5377	20:32 28/07/2017	23.0	54.8	1,003.7	14.0
5376	20:33 28/07/2017	23.0	54.9	1,003.7	14.0
5375	20:34 28/07/2017	23.0	54.9	1,003.7	14.0
5374	20:35 28/07/2017	23.0	55.0	1,003.7	14.0
5373	20:36 28/07/2017	23.0	55.1	1,003.7	14.0
5372	20:37 28/07/2017	23.0	55.0	1,003.7	14.0
5371	20:38 28/07/2017	23.0	55.0	1,003.7	14.0
5370	20:39 28/07/2017	23.0	54.6	1,003.7	13.9
5369	20:40 28/07/2017	23.0	54.8	1,003.7	14.0
5368	20:41 28/07/2017	23.0	54.9	1,003.7	14.0
5367	20:42 28/07/2017	23.0	54.6	1,003.7	13.9
5366	20:43 28/07/2017	23.0	54.5	1,003.6	13.9
5365	20:44 28/07/2017	22.9	54.2	1,003.5	13.7
5364	20:45 28/07/2017	22.9	54.2	1,003.6	13.7
5363	20:46 28/07/2017	22.9	53.9	1,003.7	13.7
5362	20:47 28/07/2017	22.9	53.6	1,003.6	13.6
5361	20:48 28/07/2017	22.9	53.4	1,003.7	13.6
5360	20:49 28/07/2017	22.9	53.4	1,003.7	13.6
5359	20:50 28/07/2017	22.9	53.6	1,003.6	13.6
5358	20:51 28/07/2017	22.9	53.7	1,003.6	13.6
5357	20:52 28/07/2017	22.9	53.8	1,003.6	13.7
5356	20:53 28/07/2017	22.8	53.9	1,003.6	13.6
5355	20:54 28/07/2017	22.8	53.6	1,003.6	13.5
5354	20:55 28/07/2017	22.8	53.6	1,003.6	13.5
5353	20:56 28/07/2017	22.8	53.7	1,003.6	13.5
5352	20:57 28/07/2017	22.8	53.6	1,003.5	13.5
5351	20:58 28/07/2017	22.8	53.8	1,003.5	13.6
5350	20:59 28/07/2017	22.8	53.9	1,003.5	13.6

Log	Timestamp	Temp	Humidity	Pressure	Dew Point
5349	21:00 28/07/2017	22.8	53.8	1,003.5	13.6
5348	21:01 28/07/2017	22.8	53.7	1,003.6	13.5
5347	21:02 28/07/2017	22.8	53.5	1,003.6	13.5
5346	21:03 28/07/2017	22.8	53.5	1,003.6	13.5
5345	21:04 28/07/2017	22.8	53.4	1,003.5	13.5
5344	21:05 28/07/2017	22.8	53.6	1,003.5	13.5
5343	21:06 28/07/2017	22.8	53.9	1,003.5	13.6
5342	21:07 28/07/2017	22.8	54.0	1,003.5	13.6
5341	21:08 28/07/2017	22.8	54.0	1,003.6	13.6
5340	21:09 28/07/2017	22.8	54.0	1,003.5	13.6
5339	21:10 28/07/2017	22.8	53.9	1,003.5	13.6
5338	21:11 28/07/2017	22.8	53.9	1,003.5	13.6
5337	21:12 28/07/2017	22.9	54.5	1,003.4	13.8
5336	21:13 28/07/2017	22.9	54.4	1,003.4	13.8
5335	21:14 28/07/2017	22.9	54.5	1,003.4	13.8
5334	21:15 28/07/2017	22.9	54.5	1,003.5	13.8
5333	21:16 28/07/2017	22.9	54.6	1,003.5	13.8
5332	21:17 28/07/2017	22.9	54.7	1,003.4	13.8
5331	21:18 28/07/2017	22.9	54.8	1,003.4	13.9
5330	21:19 28/07/2017	22.9	54.9	1,003.3	13.9
5329	21:20 28/07/2017	22.9	55.0	1,003.5	13.9
5328	21:21 28/07/2017	22.9	55.1	1,003.4	13.9
5327	21:22 28/07/2017	23.0	55.1	1,003.4	14.0
5326	21:23 28/07/2017	23.0	55.3	1,003.3	14.1
5325	21:24 28/07/2017	23.0	55.3	1,003.3	14.1
5324	21:25 28/07/2017	23.0	55.3	1,003.3	14.1
5323	21:26 28/07/2017	23.0	55.4	1,003.4	14.1
5322	21:27 28/07/2017	23.0	55.4	1,003.4	14.1
5321	21:28 28/07/2017	23.0	55.5	1,003.4	14.1
5320	21:29 28/07/2017	23.0	55.6	1,003.3	14.1
5319	21:30 28/07/2017	23.0	55.6	1,003.5	14.1
5318	21:31 28/07/2017	23.0	55.7	1,003.3	14.1
5317	21:32 28/07/2017	23.0	55.8	1,003.4	14.2
5316	21:33 28/07/2017	23.0	55.8	1,003.3	14.2
5315	21:34 28/07/2017	23.0	55.8	1,003.4	14.2
5314	21:35 28/07/2017	23.0	55.9	1,003.4	14.2
5313	21:36 28/07/2017	23.0	55.9	1,003.3	14.2
5312	21:37 28/07/2017	23.0	56.0	1,003.4	14.2
5311	21:38 28/07/2017	23.1	56.1	1,003.4	14.3
5310	21:39 28/07/2017	23.1	56.1	1,003.3	14.3
5309	21:40 28/07/2017	23.1	56.2	1,003.3	14.3
5308	21:41 28/07/2017	23.1	56.2	1,003.3	14.3
5307	21:42 28/07/2017	23.1	56.2	1,003.4	14.3
5306	21:43 28/07/2017	23.1	55.3	1,003.3	14.2
5305	21:44 28/07/2017	23.1	55.2	1,003.4	14.1
5304	21:45 28/07/2017	23.1	54.4	1,003.4	14.0
5303	21:46 28/07/2017	23.1	54.3	1,003.3	14.0
5302	21:47 28/07/2017	23.1	53.7	1,003.4	13.8
5301	21:48 28/07/2017	23.1	53.7	1,003.5	13.8
5300	21:49 28/07/2017	23.1	53.4	1,003.5	13.8
5299	21:50 28/07/2017	23.1	53.3	1,003.4	13.8
5298	21:51 28/07/2017	23.1	53.2	1,003.5	13.7
5297	21:52 28/07/2017	23.1	53.1	1,003.4	13.7
5296	21:53 28/07/2017	23.1	53.0	1,003.5	13.7
5295	21:54 28/07/2017	23.1	52.9	1,003.4	13.7
5294	21:55 28/07/2017	23.1	52.7	1,003.5	13.6
5293	21:56 28/07/2017	23.1	52.4	1,003.5	13.6
5292	21:57 28/07/2017	23.1	52.1	1,003.5	13.5
5291	21:58 28/07/2017	23.1	52.6	1,003.5	13.6
5290	21:59 28/07/2017	23.1	52.9	1,003.5	13.7
5289	22:00 28/07/2017	23.1	53.2	1,003.5	13.7
5288	22:01 28/07/2017	23.1	53.3	1,003.5	13.8
5287	22:02 28/07/2017	23.1	53.4	1,003.5	13.8
5286	22:03 28/07/2017	23.1	53.6	1,003.5	13.8
5285	22:04 28/07/2017	23.2	53.9	1,003.5	14.0

Log	Timestamp	Temp	Humidity	Pressure	Dew Point
5284	22:05 28/07/2017	23.2	53.9	1,003.5	14.0
5283	22:06 28/07/2017	23.2	54.2	1,003.4	14.0
5282	22:07 28/07/2017	23.2	54.7	1,003.4	14.1
5281	22:08 28/07/2017	23.2	54.4	1,003.4	14.1
5280	22:09 28/07/2017	23.3	54.4	1,003.6	14.2
5279	22:10 28/07/2017	23.3	54.4	1,003.4	14.2
5278	22:11 28/07/2017	23.3	54.5	1,003.4	14.2
5277	22:12 28/07/2017	23.3	54.5	1,003.5	14.2
5276	22:13 28/07/2017	23.3	54.7	1,003.5	14.2
5275	22:14 28/07/2017	23.3	54.7	1,003.5	14.2
5274	22:15 28/07/2017	23.3	54.5	1,003.5	14.2
5273	22:16 28/07/2017	23.3	54.4	1,003.5	14.2
5272	22:17 28/07/2017	23.3	54.3	1,003.5	14.2
5271	22:18 28/07/2017	23.3	54.4	1,003.5	14.2
5270	22:19 28/07/2017	23.3	54.3	1,003.5	14.2
5269	22:20 28/07/2017	23.3	54.3	1,003.5	14.2
5268	22:21 28/07/2017	23.3	54.1	1,003.5	14.1
5267	22:22 28/07/2017	23.3	53.9	1,003.5	14.1
5266	22:23 28/07/2017	23.3	54.0	1,003.5	14.1
5265	22:24 28/07/2017	23.4	54.2	1,003.6	14.2
5264	22:25 28/07/2017	23.4	54.2	1,003.5	14.2
5263	22:26 28/07/2017	23.4	54.3	1,003.6	14.3
5262	22:27 28/07/2017	23.4	54.4	1,003.6	14.3
5261	22:28 28/07/2017	23.4	54.6	1,003.6	14.3
5260	22:29 28/07/2017	23.4	54.6	1,003.6	14.3
5259	22:30 28/07/2017	23.4	54.8	1,003.6	14.4
5258	22:31 28/07/2017	23.4	54.8	1,003.6	14.4
5257	22:32 28/07/2017	23.4	54.8	1,003.5	14.4
5256	22:33 28/07/2017	23.4	54.9	1,003.6	14.4
5255	22:34 28/07/2017	23.4	55.0	1,003.6	14.4
5254	22:35 28/07/2017	23.5	55.0	1,003.6	14.5
5253	22:36 28/07/2017	23.5	55.0	1,003.5	14.5
5252	22:37 28/07/2017	23.5	55.1	1,003.7	14.5
5251	22:38 28/07/2017	23.5	55.1	1,003.6	14.5
5250	22:39 28/07/2017	23.5	55.0	1,003.6	14.5
5249	22:40 28/07/2017	23.5	54.4	1,003.7	14.4
5248	22:41 28/07/2017	23.5	53.6	1,003.6	14.2
5247	22:42 28/07/2017	23.5	53.3	1,003.6	14.2
5246	22:43 28/07/2017	23.5	53.0	1,003.6	14.1
5245	22:44 28/07/2017	23.5	52.8	1,003.6	14.1
5244	22:45 28/07/2017	23.5	52.8	1,003.6	14.1
5243	22:46 28/07/2017	23.5	52.7	1,003.6	14.0
5242	22:47 28/07/2017	23.5	52.8	1,003.6	14.1
5241	22:48 28/07/2017	23.5	52.7	1,003.5	14.0
5240	22:49 28/07/2017	23.5	52.5	1,003.5	14.0
5239	22:50 28/07/2017	23.5	52.5	1,003.6	14.0
5238	22:51 28/07/2017	23.5	52.8	1,003.5	14.1
5237	22:52 28/07/2017	23.5	53.0	1,003.6	14.1
5236	22:53 28/07/2017	23.5	52.8	1,003.6	14.1
5235	22:54 28/07/2017	23.5	52.7	1,003.6	14.0
5234	22:55 28/07/2017	23.5	52.8	1,003.6	14.1
5233	22:56 28/07/2017	23.5	52.7	1,003.5	14.0
5232	22:57 28/07/2017	23.5	52.7	1,003.5	14.0
5231	22:58 28/07/2017	23.5	52.8	1,003.5	14.1
5230	22:59 28/07/2017	23.5	52.9	1,003.6	14.1
5229	23:00 28/07/2017	23.5	53.0	1,003.6	14.1
5228	23:01 28/07/2017	23.5	53.0	1,003.7	14.1
5227	23:02 28/07/2017	23.5	52.6	1,003.6	14.0
5226	23:03 28/07/2017	23.5	52.4	1,003.7	14.0
5225	23:04 28/07/2017	23.5	52.4	1,003.6	14.0
5224	23:05 28/07/2017	23.5	52.2	1,003.6	13.9
5223	23:06 28/07/2017	23.4	52.1	1,003.7	13.8
5222	23:07 28/07/2017	23.5	52.1	1,003.5	13.9
5221	23:08 28/07/2017	23.4	52.2	1,003.6	13.8
5220	23:09 28/07/2017	23.4	52.6	1,003.6	13.9

Log	Timestamp	Temp	Humidity	Pressure	Dew Point
5219	23:10 28/07/2017	23.4	52.4	1,003.6	13.9
5218	23:11 28/07/2017	23.4	52.7	1,003.6	13.9
5217	23:12 28/07/2017	23.4	52.5	1,003.6	13.9
5216	23:13 28/07/2017	23.4	52.4	1,003.6	13.9
5215	23:14 28/07/2017	23.4	52.4	1,003.7	13.9
5214	23:15 28/07/2017	23.5	52.5	1,003.6	14.0
5213	23:16 28/07/2017	23.5	52.4	1,003.7	14.0
5212	23:17 28/07/2017	23.5	52.2	1,003.7	13.9
5211	23:18 28/07/2017	23.5	52.3	1,003.7	14.0
5210	23:19 28/07/2017	23.5	52.1	1,003.7	13.9
5209	23:20 28/07/2017	23.5	52.2	1,003.7	13.9
5208	23:21 28/07/2017	23.5	52.1	1,003.6	13.9
5207	23:22 28/07/2017	23.5	52.5	1,003.5	14.0
5206	23:23 28/07/2017	23.5	52.5	1,003.5	14.0
5205	23:24 28/07/2017	23.5	52.3	1,003.6	14.0
5204	23:25 28/07/2017	23.5	52.3	1,003.6	14.0
5203	23:26 28/07/2017	23.5	52.6	1,003.5	14.0
5202	23:27 28/07/2017	23.5	53.0	1,003.6	14.1
5201	23:28 28/07/2017	23.5	52.8	1,003.6	14.1
5200	23:29 28/07/2017	23.5	52.9	1,003.5	14.1
5199	23:30 28/07/2017	23.5	52.2	1,003.5	13.9
5198	23:31 28/07/2017	23.5	52.3	1,003.6	14.0
5197	23:32 28/07/2017	23.5	52.1	1,003.6	13.9
5196	23:33 28/07/2017	23.5	52.1	1,003.5	13.9
5195	23:34 28/07/2017	23.5	52.1	1,003.6	13.9
5194	23:35 28/07/2017	23.5	52.3	1,003.6	14.0
5193	23:36 28/07/2017	23.5	52.1	1,003.6	13.9
5192	23:37 28/07/2017	23.5	52.2	1,003.6	13.9
5191	23:38 28/07/2017	23.5	52.3	1,003.5	14.0
5190	23:39 28/07/2017	23.5	52.5	1,003.5	14.0
5189	23:40 28/07/2017	23.5	52.7	1,003.5	14.0
5188	23:41 28/07/2017	23.5	52.8	1,003.5	14.1
5187	23:42 28/07/2017	23.5	52.9	1,003.5	14.1
5186	23:43 28/07/2017	23.5	52.9	1,003.5	14.1
5185	23:44 28/07/2017	23.5	52.8	1,003.5	14.1
5184	23:45 28/07/2017	23.5	52.7	1,003.5	14.0
5183	23:46 28/07/2017	23.5	52.7	1,003.5	14.0
5182	23:47 28/07/2017	23.5	52.7	1,003.4	14.0
5181	23:48 28/07/2017	23.5	52.7	1,003.4	14.0
5180	23:49 28/07/2017	23.5	52.9	1,003.4	14.1
5179	23:50 28/07/2017	23.5	52.9	1,003.4	14.1
5178	23:51 28/07/2017	23.5	52.8	1,003.5	14.1
5177	23:52 28/07/2017	23.4	52.8	1,003.5	14.0
5176	23:53 28/07/2017	23.4	52.9	1,003.6	14.0
5175	23:54 28/07/2017	23.4	53.1	1,003.6	14.0
5174	23:55 28/07/2017	23.4	53.1	1,003.6	14.0
5173	23:56 28/07/2017	23.4	53.2	1,003.6	14.0
5172	23:57 28/07/2017	23.4	53.2	1,003.5	14.0
5171	23:58 28/07/2017	23.4	53.1	1,003.6	14.0
5170	23:59 28/07/2017	23.4	53.1	1,003.6	14.0
5169	00:00 29/07/2017	23.4	53.1	1,003.6	14.0
5168	00:01 29/07/2017	23.4	53.1	1,003.7	14.0
5167	00:02 29/07/2017	23.5	53.1	1,003.7	14.1
5166	00:03 29/07/2017	23.5	53.1	1,003.6	14.1
5165	00:04 29/07/2017	23.5	53.1	1,003.7	14.1
5164	00:05 29/07/2017	23.5	53.1	1,003.6	14.1
5163	00:06 29/07/2017	23.5	53.1	1,003.7	14.1
5162	00:07 29/07/2017	23.5	53.1	1,003.7	14.1
5161	00:08 29/07/2017	23.5	53.1	1,003.6	14.1
5160	00:09 29/07/2017	23.5	53.1	1,003.7	14.1
5159	00:10 29/07/2017	23.5	53.0	1,003.6	14.1
5158	00:11 29/07/2017	23.5	53.0	1,003.6	14.1
5157	00:12 29/07/2017	23.5	52.9	1,003.6	14.1
5156	00:13 29/07/2017	23.5	53.2	1,003.6	14.1
5155	00:14 29/07/2017	23.5	52.9	1,003.7	14.1

Log	Timestamp	Temp	Humidity	Pressure	Dew Point
5154	00:15 29/07/2017	23.5	52.9	1,003.7	14.1
5153	00:16 29/07/2017	23.5	52.8	1,003.6	14.1
5152	00:17 29/07/2017	23.5	52.9	1,003.6	14.1
5151	00:18 29/07/2017	23.5	52.9	1,003.6	14.1
5150	00:19 29/07/2017	23.5	52.9	1,003.7	14.1
5149	00:20 29/07/2017	23.5	52.9	1,003.7	14.1
5148	00:21 29/07/2017	23.5	52.7	1,003.6	14.0
5147	00:22 29/07/2017	23.5	52.6	1,003.7	14.0
5146	00:23 29/07/2017	23.5	52.6	1,003.7	14.0
5145	00:24 29/07/2017	23.5	52.8	1,003.7	14.1
5144	00:25 29/07/2017	23.5	53.1	1,003.8	14.1
5143	00:26 29/07/2017	23.5	53.3	1,003.8	14.2
5142	00:27 29/07/2017	23.5	53.4	1,003.8	14.2
5141	00:28 29/07/2017	23.5	53.4	1,003.8	14.2
5140	00:29 29/07/2017	23.5	53.2	1,003.7	14.1
5139	00:30 29/07/2017	23.5	53.3	1,003.8	14.2
5138	00:31 29/07/2017	23.5	53.5	1,003.8	14.2
5137	00:32 29/07/2017	23.5	53.6	1,003.9	14.2
5136	00:33 29/07/2017	23.5	53.7	1,003.8	14.2
5135	00:34 29/07/2017	23.5	53.7	1,003.8	14.2
5134	00:35 29/07/2017	23.5	53.8	1,003.8	14.3
5133	00:36 29/07/2017	23.6	53.9	1,003.8	14.4
5132	00:37 29/07/2017	23.6	53.9	1,003.8	14.4
5131	00:38 29/07/2017	23.5	54.0	1,003.8	14.3
5130	00:39 29/07/2017	23.6	54.0	1,003.8	14.4
5129	00:40 29/07/2017	23.6	54.1	1,003.8	14.4
5128	00:41 29/07/2017	23.6	54.1	1,003.9	14.4
5127	00:42 29/07/2017	23.6	54.2	1,003.8	14.4
5126	00:43 29/07/2017	23.6	54.2	1,003.9	14.4
5125	00:44 29/07/2017	23.6	54.3	1,003.9	14.5
5124	00:45 29/07/2017	23.6	54.4	1,003.9	14.5
5123	00:46 29/07/2017	23.6	54.4	1,003.8	14.5
5122	00:47 29/07/2017	23.6	54.4	1,004.0	14.5
5121	00:48 29/07/2017	23.6	54.4	1,003.9	14.5
5120	00:49 29/07/2017	23.6	54.5	1,003.9	14.5
5119	00:50 29/07/2017	23.6	54.6	1,003.9	14.5
5118	00:51 29/07/2017	23.6	54.7	1,003.9	14.5
5117	00:52 29/07/2017	23.6	54.7	1,003.9	14.5
5116	00:53 29/07/2017	23.6	54.7	1,003.9	14.5
5115	00:54 29/07/2017	23.7	54.8	1,003.9	14.7
5114	00:55 29/07/2017	23.6	54.8	1,003.8	14.6
5113	00:56 29/07/2017	23.7	54.8	1,003.9	14.7
5112	00:57 29/07/2017	23.7	54.9	1,003.8	14.7
5111	00:58 29/07/2017	23.7	54.9	1,003.8	14.7
5110	00:59 29/07/2017	23.7	55.0	1,003.9	14.7
5109	01:00 29/07/2017	23.7	55.0	1,003.8	14.7
5108	01:01 29/07/2017	23.7	55.1	1,003.9	14.7
5107	01:02 29/07/2017	23.7	55.1	1,003.9	14.7
5106	01:03 29/07/2017	23.7	55.1	1,003.8	14.7
5105	01:04 29/07/2017	23.7	55.2	1,003.8	14.7
5104	01:05 29/07/2017	23.7	55.2	1,003.8	14.7
5103	01:06 29/07/2017	23.7	55.2	1,003.8	14.7
5102	01:07 29/07/2017	23.7	55.2	1,003.8	14.7
5101	01:08 29/07/2017	23.7	55.1	1,003.8	14.7
5100	01:09 29/07/2017	23.7	54.1	1,003.8	14.5
5099	01:10 29/07/2017	23.7	54.1	1,003.9	14.5
5098	01:11 29/07/2017	23.7	53.9	1,003.9	14.5
5097	01:12 29/07/2017	23.7	53.5	1,003.8	14.4
5096	01:13 29/07/2017	23.7	53.4	1,003.9	14.4
5095	01:14 29/07/2017	23.7	53.3	1,003.8	14.4
5094	01:15 29/07/2017	23.6	53.5	1,003.8	14.3
5093	01:16 29/07/2017	23.6	53.5	1,003.8	14.3
5092	01:17 29/07/2017	23.6	53.5	1,003.8	14.3
5091	01:18 29/07/2017	23.6	53.5	1,003.8	14.3
5090	01:19 29/07/2017	23.6	53.5	1,003.9	14.3

Log	Timestamp	Temp	Humidity	Pressure	Dew Point
5089	01:20 29/07/2017	23.6	53.5	1,003.9	14.3
5088	01:21 29/07/2017	23.6	53.5	1,003.9	14.3
5087	01:22 29/07/2017	23.6	53.7	1,003.9	14.3
5086	01:23 29/07/2017	23.6	53.5	1,004.0	14.3
5085	01:24 29/07/2017	23.6	53.5	1,004.0	14.3
5084	01:25 29/07/2017	23.6	53.3	1,003.9	14.3
5083	01:26 29/07/2017	23.6	53.1	1,003.9	14.2
5082	01:27 29/07/2017	23.5	53.1	1,003.9	14.1
5081	01:28 29/07/2017	23.5	53.1	1,003.8	14.1
5080	01:29 29/07/2017	23.5	53.1	1,003.9	14.1
5079	01:30 29/07/2017	23.5	53.2	1,003.9	14.1
5078	01:31 29/07/2017	23.5	53.2	1,003.9	14.1
5077	01:32 29/07/2017	23.5	53.3	1,003.8	14.2
5076	01:33 29/07/2017	23.5	53.3	1,003.9	14.2
5075	01:34 29/07/2017	23.5	53.3	1,003.9	14.2
5074	01:35 29/07/2017	23.5	53.4	1,003.9	14.2
5073	01:36 29/07/2017	23.5	53.4	1,003.9	14.2
5072	01:37 29/07/2017	23.5	53.6	1,004.0	14.2
5071	01:38 29/07/2017	23.5	53.4	1,004.0	14.2
5070	01:39 29/07/2017	23.5	53.4	1,004.0	14.2
5069	01:40 29/07/2017	23.4	53.4	1,004.0	14.1
5068	01:41 29/07/2017	23.4	53.4	1,004.0	14.1
5067	01:42 29/07/2017	23.4	53.4	1,004.1	14.1
5066	01:43 29/07/2017	23.4	53.5	1,004.1	14.1
5065	01:44 29/07/2017	23.4	53.5	1,004.0	14.1
5064	01:45 29/07/2017	23.4	53.5	1,004.1	14.1
5063	01:46 29/07/2017	23.4	53.6	1,004.1	14.1
5062	01:47 29/07/2017	23.4	53.6	1,004.1	14.1
5061	01:48 29/07/2017	23.4	53.7	1,004.1	14.1
5060	01:49 29/07/2017	23.4	53.7	1,004.1	14.1
5059	01:50 29/07/2017	23.4	53.8	1,004.1	14.2
5058	01:51 29/07/2017	23.4	53.8	1,004.1	14.2
5057	01:52 29/07/2017	23.4	53.7	1,004.0	14.1
5056	01:53 29/07/2017	23.4	53.6	1,004.1	14.1
5055	01:54 29/07/2017	23.4	53.7	1,004.1	14.1
5054	01:55 29/07/2017	23.3	54.0	1,004.1	14.1
5053	01:56 29/07/2017	23.3	54.2	1,004.1	14.1
5052	01:57 29/07/2017	23.4	54.3	1,004.1	14.3
5051	01:58 29/07/2017	23.4	54.2	1,004.1	14.2
5050	01:59 29/07/2017	23.3	54.3	1,004.1	14.2
5049	02:00 29/07/2017	23.4	54.3	1,004.2	14.3
5048	02:01 29/07/2017	23.4	54.5	1,004.2	14.3
5047	02:02 29/07/2017	23.4	54.6	1,004.2	14.3
5046	02:03 29/07/2017	23.4	54.6	1,004.2	14.3
5045	02:04 29/07/2017	23.4	54.7	1,004.2	14.3
5044	02:05 29/07/2017	23.4	54.7	1,004.2	14.3
5043	02:06 29/07/2017	23.4	54.8	1,004.3	14.4
5042	02:07 29/07/2017	23.4	54.9	1,004.3	14.4
5041	02:08 29/07/2017	23.4	54.9	1,004.3	14.4
5040	02:09 29/07/2017	23.4	54.5	1,004.4	14.3
5039	02:10 29/07/2017	23.4	54.4	1,004.4	14.3
5038	02:11 29/07/2017	23.4	54.2	1,004.4	14.2
5037	02:12 29/07/2017	23.4	54.0	1,004.4	14.2
5036	02:13 29/07/2017	23.4	54.0	1,004.4	14.2
5035	02:14 29/07/2017	23.4	54.0	1,004.5	14.2
5034	02:15 29/07/2017	23.3	54.0	1,004.4	14.1
5033	02:16 29/07/2017	23.3	53.9	1,004.4	14.1
5032	02:17 29/07/2017	23.3	54.0	1,004.5	14.1
5031	02:18 29/07/2017	23.3	54.0	1,004.5	14.1
5030	02:19 29/07/2017	23.3	54.0	1,004.4	14.1
5029	02:20 29/07/2017	23.3	53.9	1,004.5	14.1
5028	02:21 29/07/2017	23.3	53.9	1,004.5	14.1
5027	02:22 29/07/2017	23.3	54.0	1,004.5	14.1
5026	02:23 29/07/2017	23.3	53.9	1,004.5	14.1
5025	02:24 29/07/2017	23.3	53.8	1,004.5	14.1

Log	Timestamp	Temp	Humidity	Pressure	Dew Point
5024	02:25 29/07/2017	23.3	53.8	1,004.5	14.1
5023	02:26 29/07/2017	23.3	53.8	1,004.5	14.1
5022	02:27 29/07/2017	23.3	53.9	1,004.5	14.1
5021	02:28 29/07/2017	23.3	53.9	1,004.5	14.1
5020	02:29 29/07/2017	23.3	54.0	1,004.5	14.1
5019	02:30 29/07/2017	23.3	54.2	1,004.5	14.1
5018	02:31 29/07/2017	23.3	54.3	1,004.5	14.2
5017	02:32 29/07/2017	23.3	54.4	1,004.5	14.2
5016	02:33 29/07/2017	23.3	54.5	1,004.5	14.2
5015	02:34 29/07/2017	23.3	54.6	1,004.5	14.2
5014	02:35 29/07/2017	23.3	54.6	1,004.6	14.2
5013	02:36 29/07/2017	23.3	54.7	1,004.6	14.2
5012	02:37 29/07/2017	23.2	54.7	1,004.5	14.1
5011	02:38 29/07/2017	23.2	54.8	1,004.6	14.2
5010	02:39 29/07/2017	23.3	54.9	1,004.6	14.3
5009	02:40 29/07/2017	23.2	54.9	1,004.6	14.2
5008	02:41 29/07/2017	23.2	54.9	1,004.6	14.2
5007	02:42 29/07/2017	23.2	54.9	1,004.6	14.2
5006	02:43 29/07/2017	23.2	54.9	1,004.6	14.2
5005	02:44 29/07/2017	23.2	55.0	1,004.6	14.2
5004	02:45 29/07/2017	23.2	54.9	1,004.6	14.2
5003	02:46 29/07/2017	23.2	54.8	1,004.6	14.2
5002	02:47 29/07/2017	23.2	54.5	1,004.6	14.1
5001	02:48 29/07/2017	23.2	54.4	1,004.6	14.1
5000	02:49 29/07/2017	23.2	54.4	1,004.6	14.1
4999	02:50 29/07/2017	23.2	54.4	1,004.6	14.1
4998	02:51 29/07/2017	23.1	54.5	1,004.6	14.0
4997	02:52 29/07/2017	23.1	54.5	1,004.7	14.0
4996	02:53 29/07/2017	23.1	54.5	1,004.7	14.0
4995	02:54 29/07/2017	23.1	54.5	1,004.7	14.0
4994	02:55 29/07/2017	23.1	54.5	1,004.7	14.0
4993	02:56 29/07/2017	23.1	54.5	1,004.7	14.0
4992	02:57 29/07/2017	23.1	54.3	1,004.7	14.0
4991	02:58 29/07/2017	23.0	54.3	1,004.8	13.9
4990	02:59 29/07/2017	23.0	54.3	1,004.8	13.9
4989	03:00 29/07/2017	23.0	54.2	1,004.8	13.8
4988	03:01 29/07/2017	23.0	54.2	1,004.8	13.8
4987	03:02 29/07/2017	23.0	54.3	1,004.8	13.9
4986	03:03 29/07/2017	23.0	54.2	1,004.7	13.8
4985	03:04 29/07/2017	23.0	54.2	1,004.8	13.8
4984	03:05 29/07/2017	23.0	54.4	1,004.8	13.9
4983	03:06 29/07/2017	23.0	54.5	1,004.9	13.9
4982	03:07 29/07/2017	23.0	54.7	1,004.9	13.9
4981	03:08 29/07/2017	22.9	54.7	1,004.9	13.8
4980	03:09 29/07/2017	22.9	54.7	1,005.0	13.8
4979	03:10 29/07/2017	22.9	54.7	1,005.0	13.8
4978	03:11 29/07/2017	22.9	54.7	1,005.0	13.8
4977	03:12 29/07/2017	22.9	54.6	1,005.0	13.8
4976	03:13 29/07/2017	22.9	54.6	1,005.0	13.8
4975	03:14 29/07/2017	22.9	54.6	1,005.0	13.8
4974	03:15 29/07/2017	22.9	54.7	1,005.1	13.8
4973	03:16 29/07/2017	22.9	54.7	1,005.0	13.8
4972	03:17 29/07/2017	22.8	54.7	1,005.1	13.7
4971	03:18 29/07/2017	22.8	54.7	1,005.1	13.7
4970	03:19 29/07/2017	22.8	54.6	1,005.2	13.7
4969	03:20 29/07/2017	22.8	54.6	1,005.3	13.7
4968	03:21 29/07/2017	22.8	54.7	1,005.2	13.7
4967	03:22 29/07/2017	22.8	54.7	1,005.3	13.7
4966	03:23 29/07/2017	22.8	54.8	1,005.3	13.8
4965	03:24 29/07/2017	22.8	54.8	1,005.2	13.8
4964	03:25 29/07/2017	22.8	54.7	1,005.3	13.7
4963	03:26 29/07/2017	22.8	54.6	1,005.2	13.7
4962	03:27 29/07/2017	22.8	54.6	1,005.3	13.7
4961	03:28 29/07/2017	22.7	54.6	1,005.3	13.6
4960	03:29 29/07/2017	22.7	54.7	1,005.3	13.6

Log	Timestamp	Temp	Humidity	Pressure	Dew Point
4959	03:30 29/07/2017	22.7	54.8	1,005.2	13.7
4958	03:31 29/07/2017	22.7	54.8	1,005.3	13.7
4957	03:32 29/07/2017	22.7	54.8	1,005.3	13.7
4956	03:33 29/07/2017	22.7	54.9	1,005.3	13.7
4955	03:34 29/07/2017	22.7	54.8	1,005.3	13.7
4954	03:35 29/07/2017	22.7	54.9	1,005.4	13.7
4953	03:36 29/07/2017	22.7	54.9	1,005.3	13.7
4952	03:37 29/07/2017	22.7	54.9	1,005.3	13.7
4951	03:38 29/07/2017	22.7	55.0	1,005.3	13.7
4950	03:39 29/07/2017	22.7	55.0	1,005.3	13.7
4949	03:40 29/07/2017	22.7	54.9	1,005.3	13.7
4948	03:41 29/07/2017	22.6	54.8	1,005.3	13.6
4947	03:42 29/07/2017	22.6	54.9	1,005.3	13.6
4946	03:43 29/07/2017	22.6	54.9	1,005.3	13.6
4945	03:44 29/07/2017	22.6	55.0	1,005.3	13.6
4944	03:45 29/07/2017	22.6	55.0	1,005.3	13.6
4943	03:46 29/07/2017	22.6	55.0	1,005.3	13.6
4942	03:47 29/07/2017	22.6	55.0	1,005.3	13.6
4941	03:48 29/07/2017	22.6	55.1	1,005.3	13.6
4940	03:49 29/07/2017	22.6	55.1	1,005.2	13.6
4939	03:50 29/07/2017	22.6	55.1	1,005.4	13.6
4938	03:51 29/07/2017	22.6	55.1	1,005.3	13.6
4937	03:52 29/07/2017	22.6	55.1	1,005.3	13.6
4936	03:53 29/07/2017	22.6	55.2	1,005.3	13.6
4935	03:54 29/07/2017	22.5	55.2	1,005.3	13.5
4934	03:55 29/07/2017	22.5	55.2	1,005.3	13.5
4933	03:56 29/07/2017	22.5	55.2	1,005.3	13.5
4932	03:57 29/07/2017	22.5	55.2	1,005.3	13.5
4931	03:58 29/07/2017	22.5	55.2	1,005.3	13.5
4930	03:59 29/07/2017	22.5	55.2	1,005.4	13.5
4929	04:00 29/07/2017	22.5	55.3	1,005.4	13.6
4928	04:01 29/07/2017	22.5	55.3	1,005.4	13.6
4927	04:02 29/07/2017	22.5	55.3	1,005.4	13.6
4926	04:03 29/07/2017	22.5	55.3	1,005.4	13.6
4925	04:04 29/07/2017	22.5	55.3	1,005.4	13.6
4924	04:05 29/07/2017	22.5	55.3	1,005.4	13.6
4923	04:06 29/07/2017	22.5	55.3	1,005.4	13.6
4922	04:07 29/07/2017	22.5	55.3	1,005.4	13.6
4921	04:08 29/07/2017	22.5	55.3	1,005.4	13.6
4920	04:09 29/07/2017	22.5	55.3	1,005.4	13.6
4919	04:10 29/07/2017	22.5	55.4	1,005.4	13.6
4918	04:11 29/07/2017	22.4	55.4	1,005.3	13.5
4917	04:12 29/07/2017	22.4	55.4	1,005.4	13.5
4916	04:13 29/07/2017	22.4	55.4	1,005.3	13.5
4915	04:14 29/07/2017	22.4	55.5	1,005.4	13.5
4914	04:15 29/07/2017	22.4	55.6	1,005.4	13.5
4913	04:16 29/07/2017	22.4	55.6	1,005.4	13.5
4912	04:17 29/07/2017	22.4	55.6	1,005.4	13.5
4911	04:18 29/07/2017	22.4	55.6	1,005.4	13.5
4910	04:19 29/07/2017	22.4	55.7	1,005.4	13.5
4909	04:20 29/07/2017	22.4	55.7	1,005.5	13.5
4908	04:21 29/07/2017	22.4	55.7	1,005.5	13.5
4907	04:22 29/07/2017	22.4	55.7	1,005.4	13.5
4906	04:23 29/07/2017	22.4	55.7	1,005.5	13.5
4905	04:24 29/07/2017	22.3	55.7	1,005.4	13.4
4904	04:25 29/07/2017	22.3	55.6	1,005.4	13.4
4903	04:26 29/07/2017	22.3	55.6	1,005.5	13.4
4902	04:27 29/07/2017	22.3	55.6	1,005.5	13.4
4901	04:28 29/07/2017	22.3	55.6	1,005.5	13.4
4900	04:29 29/07/2017	22.3	55.6	1,005.5	13.4
4899	04:30 29/07/2017	22.3	55.6	1,005.5	13.4
4898	04:31 29/07/2017	22.3	55.6	1,005.5	13.4
4897	04:32 29/07/2017	22.3	55.7	1,005.4	13.4
4896	04:33 29/07/2017	22.3	55.7	1,005.5	13.4
4895	04:34 29/07/2017	22.3	55.7	1,005.5	13.4

Log	Timestamp	Temp	Humidity	Pressure	Dew Point
4894	04:35 29/07/2017	22.3	55.7	1,005.5	13.4
4893	04:36 29/07/2017	22.3	55.7	1,005.5	13.4
4892	04:37 29/07/2017	22.3	55.8	1,005.5	13.5
4891	04:38 29/07/2017	22.3	55.8	1,005.5	13.5
4890	04:39 29/07/2017	22.3	55.8	1,005.4	13.5
4889	04:40 29/07/2017	22.3	55.8	1,005.5	13.5
4888	04:41 29/07/2017	22.2	55.9	1,005.4	13.4
4887	04:42 29/07/2017	22.2	55.9	1,005.4	13.4
4886	04:43 29/07/2017	22.2	55.9	1,005.5	13.4
4885	04:44 29/07/2017	22.2	56.0	1,005.5	13.4
4884	04:45 29/07/2017	22.2	56.0	1,005.6	13.4
4883	04:46 29/07/2017	22.2	56.0	1,005.5	13.4
4882	04:47 29/07/2017	22.2	56.1	1,005.6	13.4
4881	04:48 29/07/2017	22.2	56.1	1,005.5	13.4
4880	04:49 29/07/2017	22.2	56.1	1,005.5	13.4
4879	04:50 29/07/2017	22.2	56.2	1,005.5	13.4
4878	04:51 29/07/2017	22.2	56.2	1,005.6	13.4
4877	04:52 29/07/2017	22.2	56.3	1,005.6	13.5
4876	04:53 29/07/2017	22.2	56.3	1,005.6	13.5
4875	04:54 29/07/2017	22.2	56.3	1,005.6	13.5
4874	04:55 29/07/2017	22.2	56.3	1,005.5	13.5
4873	04:56 29/07/2017	22.2	56.3	1,005.6	13.5
4872	04:57 29/07/2017	22.2	56.4	1,005.5	13.5
4871	04:58 29/07/2017	22.1	56.4	1,005.5	13.4
4870	04:59 29/07/2017	22.1	56.4	1,005.6	13.4
4869	05:00 29/07/2017	22.1	56.4	1,005.6	13.4
4868	05:01 29/07/2017	22.1	56.4	1,005.5	13.4
4867	05:02 29/07/2017	22.1	56.5	1,005.5	13.4
4866	05:03 29/07/2017	22.1	56.5	1,005.5	13.4
4865	05:04 29/07/2017	22.1	56.5	1,005.5	13.4
4864	05:05 29/07/2017	22.1	56.6	1,005.5	13.4
4863	05:06 29/07/2017	22.1	56.6	1,005.5	13.4
4862	05:07 29/07/2017	22.1	56.6	1,005.5	13.4
4861	05:08 29/07/2017	22.1	56.7	1,005.4	13.4
4860	05:09 29/07/2017	22.1	56.7	1,005.5	13.4
4859	05:10 29/07/2017	22.1	56.7	1,005.5	13.4
4858	05:11 29/07/2017	22.0	56.8	1,005.4	13.4
4857	05:12 29/07/2017	22.0	56.8	1,005.5	13.4
4856	05:13 29/07/2017	22.0	56.8	1,005.4	13.4
4855	05:14 29/07/2017	22.0	56.9	1,005.5	13.4
4854	05:15 29/07/2017	22.0	56.9	1,005.3	13.4
4853	05:16 29/07/2017	22.0	56.9	1,005.5	13.4
4852	05:17 29/07/2017	22.0	56.9	1,005.4	13.4
4851	05:18 29/07/2017	22.0	57.0	1,005.4	13.4
4850	05:19 29/07/2017	22.0	57.0	1,005.5	13.4
4849	05:20 29/07/2017	22.0	57.0	1,005.4	13.4
4848	05:21 29/07/2017	22.0	57.0	1,005.4	13.4
4847	05:22 29/07/2017	22.0	57.1	1,005.5	13.4
4846	05:23 29/07/2017	22.0	57.1	1,005.5	13.4
4845	05:24 29/07/2017	22.0	57.2	1,005.4	13.4
4844	05:25 29/07/2017	22.0	57.2	1,005.5	13.4
4843	05:26 29/07/2017	22.0	57.2	1,005.5	13.4
4842	05:27 29/07/2017	22.0	57.2	1,005.5	13.4
4841	05:28 29/07/2017	22.0	57.2	1,005.5	13.4
4840	05:29 29/07/2017	22.0	57.3	1,005.4	13.5
4839	05:30 29/07/2017	21.9	57.3	1,005.4	13.4
4838	05:31 29/07/2017	21.9	57.3	1,005.5	13.4
4837	05:32 29/07/2017	21.9	57.4	1,005.5	13.4
4836	05:33 29/07/2017	21.9	57.4	1,005.5	13.4
4835	05:34 29/07/2017	21.9	57.4	1,005.4	13.4
4834	05:35 29/07/2017	21.9	57.4	1,005.5	13.4
4833	05:36 29/07/2017	21.9	57.4	1,005.5	13.4
4832	05:37 29/07/2017	21.9	57.5	1,005.5	13.4
4831	05:38 29/07/2017	21.9	57.5	1,005.5	13.4
4830	05:39 29/07/2017	21.9	57.5	1,005.5	13.4

Log	Timestamp	Temp	Humidity	Pressure	Dew Point
4829	05:40 29/07/2017	21.9	57.5	1,005.5	13.4
4828	05:41 29/07/2017	21.9	57.5	1,005.6	13.4
4827	05:42 29/07/2017	21.9	57.6	1,005.5	13.4
4826	05:43 29/07/2017	21.9	57.6	1,005.6	13.4
4825	05:44 29/07/2017	21.9	57.6	1,005.6	13.4
4824	05:45 29/07/2017	21.9	57.7	1,005.6	13.4
4823	05:46 29/07/2017	21.9	57.7	1,005.5	13.4
4822	05:47 29/07/2017	21.8	57.7	1,005.5	13.3
4821	05:48 29/07/2017	21.8	57.7	1,005.5	13.3
4820	05:49 29/07/2017	21.8	57.8	1,005.6	13.4
4819	05:50 29/07/2017	21.8	57.8	1,005.5	13.4
4818	05:51 29/07/2017	21.8	57.8	1,005.5	13.4
4817	05:52 29/07/2017	21.8	57.8	1,005.5	13.4
4816	05:53 29/07/2017	21.8	57.8	1,005.5	13.4
4815	05:54 29/07/2017	21.8	57.9	1,005.5	13.4
4814	05:55 29/07/2017	21.8	57.9	1,005.6	13.4
4813	05:56 29/07/2017	21.8	57.9	1,005.6	13.4
4812	05:57 29/07/2017	21.8	57.9	1,005.5	13.4
4811	05:58 29/07/2017	21.8	57.9	1,005.6	13.4
4810	05:59 29/07/2017	21.8	57.9	1,005.6	13.4
4809	06:00 29/07/2017	21.8	57.9	1,005.6	13.4
4808	06:01 29/07/2017	21.8	58.0	1,005.5	13.4
4807	06:02 29/07/2017	21.8	58.0	1,005.5	13.4
4806	06:03 29/07/2017	21.8	58.0	1,005.6	13.4
4805	06:04 29/07/2017	21.8	58.0	1,005.6	13.4
4804	06:05 29/07/2017	21.8	58.0	1,005.6	13.4
4803	06:06 29/07/2017	21.7	58.0	1,005.6	13.3
4802	06:07 29/07/2017	21.7	58.0	1,005.5	13.3
4801	06:08 29/07/2017	21.7	58.0	1,005.5	13.3
4800	06:09 29/07/2017	21.7	58.0	1,005.6	13.3
4799	06:10 29/07/2017	21.7	58.0	1,005.5	13.3
4798	06:11 29/07/2017	21.7	58.1	1,005.5	13.3
4797	06:12 29/07/2017	21.7	58.1	1,005.5	13.3
4796	06:13 29/07/2017	21.7	58.1	1,005.5	13.3
4795	06:14 29/07/2017	21.7	58.1	1,005.6	13.3
4794	06:15 29/07/2017	21.7	58.1	1,005.5	13.3
4793	06:16 29/07/2017	21.7	58.1	1,005.5	13.3
4792	06:17 29/07/2017	21.7	58.1	1,005.6	13.3
4791	06:18 29/07/2017	21.7	58.1	1,005.6	13.3
4790	06:19 29/07/2017	21.7	58.1	1,005.6	13.3
4789	06:20 29/07/2017	21.7	58.1	1,005.5	13.3
4788	06:21 29/07/2017	21.7	58.1	1,005.6	13.3
4787	06:22 29/07/2017	21.7	58.1	1,005.6	13.3
4786	06:23 29/07/2017	21.7	58.1	1,005.5	13.3
4785	06:24 29/07/2017	21.7	58.1	1,005.5	13.3
4784	06:25 29/07/2017	21.7	58.2	1,005.5	13.3
4783	06:26 29/07/2017	21.7	58.2	1,005.6	13.3
4782	06:27 29/07/2017	21.6	58.2	1,005.5	13.2
4781	06:28 29/07/2017	21.6	58.2	1,005.6	13.2
4780	06:29 29/07/2017	21.6	58.2	1,005.5	13.2
4779	06:30 29/07/2017	21.6	58.2	1,005.5	13.2
4778	06:31 29/07/2017	21.6	58.3	1,005.5	13.3
4777	06:32 29/07/2017	21.6	58.3	1,005.6	13.3
4776	06:33 29/07/2017	21.6	58.3	1,005.5	13.3
4775	06:34 29/07/2017	21.6	58.3	1,005.6	13.3
4774	06:35 29/07/2017	21.6	58.3	1,005.6	13.3
4773	06:36 29/07/2017	21.6	58.3	1,005.5	13.3
4772	06:37 29/07/2017	21.6	58.4	1,005.5	13.3
4771	06:38 29/07/2017	21.6	58.4	1,005.5	13.3
4770	06:39 29/07/2017	21.6	58.4	1,005.5	13.3
4769	06:40 29/07/2017	21.6	58.4	1,005.5	13.3
4768	06:41 29/07/2017	21.6	58.4	1,005.5	13.3
4767	06:42 29/07/2017	21.6	58.5	1,005.5	13.3
4766	06:43 29/07/2017	21.6	58.5	1,005.5	13.3
4765	06:44 29/07/2017	21.6	58.5	1,005.6	13.3

Log	Timestamp	Temp	Humidity	Pressure	Dew Point
4764	06:45 29/07/2017	21.6	58.5	1,005.5	13.3
4763	06:46 29/07/2017	21.6	58.5	1,005.5	13.3
4762	06:47 29/07/2017	21.6	58.6	1,005.5	13.3
4761	06:48 29/07/2017	21.6	58.6	1,005.6	13.3
4760	06:49 29/07/2017	21.6	58.6	1,005.6	13.3
4759	06:50 29/07/2017	21.6	58.6	1,005.6	13.3
4758	06:51 29/07/2017	21.6	58.7	1,005.7	13.3
4757	06:52 29/07/2017	21.6	58.7	1,005.6	13.3
4756	06:53 29/07/2017	21.6	58.7	1,005.6	13.3
4755	06:54 29/07/2017	21.6	58.7	1,005.6	13.3
4754	06:55 29/07/2017	21.6	58.7	1,005.5	13.3
4753	06:56 29/07/2017	21.5	58.8	1,005.6	13.3
4752	06:57 29/07/2017	21.6	58.8	1,005.6	13.4
4751	06:58 29/07/2017	21.6	58.8	1,005.5	13.4
4750	06:59 29/07/2017	21.6	58.8	1,005.6	13.4
4749	07:00 29/07/2017	21.5	58.8	1,005.5	13.3
4748	07:01 29/07/2017	21.5	58.8	1,005.5	13.3
4747	07:02 29/07/2017	21.5	58.8	1,005.5	13.3
4746	07:03 29/07/2017	21.5	58.8	1,005.6	13.3
4745	07:04 29/07/2017	21.5	58.8	1,005.6	13.3
4744	07:05 29/07/2017	21.5	58.8	1,005.6	13.3
4743	07:06 29/07/2017	21.5	58.8	1,005.6	13.3
4742	07:07 29/07/2017	21.5	58.8	1,005.6	13.3
4741	07:08 29/07/2017	21.5	58.8	1,005.6	13.3
4740	07:09 29/07/2017	21.5	58.8	1,005.5	13.3
4739	07:10 29/07/2017	21.5	58.8	1,005.6	13.3
4738	07:11 29/07/2017	21.5	58.8	1,005.5	13.3
4737	07:12 29/07/2017	21.5	58.8	1,005.6	13.3
4736	07:13 29/07/2017	21.5	58.8	1,005.5	13.3
4735	07:14 29/07/2017	21.5	58.8	1,005.6	13.3
4734	07:15 29/07/2017	21.5	58.8	1,005.6	13.3
4733	07:16 29/07/2017	21.5	58.8	1,005.6	13.3
4732	07:17 29/07/2017	21.5	58.8	1,005.5	13.3
4731	07:18 29/07/2017	21.5	58.8	1,005.5	13.3
4730	07:19 29/07/2017	21.5	58.7	1,005.5	13.2
4729	07:20 29/07/2017	21.5	58.7	1,005.5	13.2
4728	07:21 29/07/2017	21.5	58.7	1,005.6	13.2
4727	07:22 29/07/2017	21.5	58.7	1,005.6	13.2
4726	07:23 29/07/2017	21.5	58.7	1,005.5	13.2
4725	07:24 29/07/2017	21.5	58.7	1,005.5	13.2
4724	07:25 29/07/2017	21.5	58.7	1,005.5	13.2
4723	07:26 29/07/2017	21.5	58.7	1,005.6	13.2
4722	07:27 29/07/2017	21.5	58.7	1,005.5	13.2
4721	07:28 29/07/2017	21.5	58.7	1,005.6	13.2
4720	07:29 29/07/2017	21.4	58.7	1,005.5	13.1
4719	07:30 29/07/2017	21.4	58.7	1,005.5	13.1
4718	07:31 29/07/2017	21.4	58.7	1,005.5	13.1
4717	07:32 29/07/2017	21.4	58.6	1,005.5	13.1
4716	07:33 29/07/2017	21.4	58.6	1,005.6	13.1
4715	07:34 29/07/2017	21.4	58.6	1,005.6	13.1
4714	07:35 29/07/2017	21.4	58.6	1,005.6	13.1
4713	07:36 29/07/2017	21.4	58.6	1,005.5	13.1
4712	07:37 29/07/2017	21.4	58.6	1,005.5	13.1
4711	07:38 29/07/2017	21.4	58.6	1,005.6	13.1
4710	07:39 29/07/2017	21.4	58.6	1,005.5	13.1
4709	07:40 29/07/2017	21.4	58.6	1,005.5	13.1
4708	07:41 29/07/2017	21.4	58.6	1,005.5	13.1
4707	07:42 29/07/2017	21.4	58.5	1,005.5	13.1
4706	07:43 29/07/2017	21.4	58.5	1,005.5	13.1
4705	07:44 29/07/2017	21.4	58.6	1,005.5	13.1
4704	07:45 29/07/2017	21.4	58.5	1,005.4	13.1
4703	07:46 29/07/2017	21.4	58.5	1,005.5	13.1
4702	07:47 29/07/2017	21.4	58.5	1,005.5	13.1
4701	07:48 29/07/2017	21.4	58.5	1,005.4	13.1
4700	07:49 29/07/2017	21.4	58.5	1,005.4	13.1

Log	Timestamp	Temp	Humidity	Pressure	Dew Point
4699	07:50 29/07/2017	21.4	58.5	1,005.4	13.1
4698	07:51 29/07/2017	21.4	58.5	1,005.4	13.1
4697	07:52 29/07/2017	21.4	58.5	1,005.4	13.1
4696	07:53 29/07/2017	21.3	58.5	1,005.4	13.0
4695	07:54 29/07/2017	21.3	58.5	1,005.5	13.0
4694	07:55 29/07/2017	21.3	58.5	1,005.4	13.0
4693	07:56 29/07/2017	21.3	58.5	1,005.5	13.0
4692	07:57 29/07/2017	21.3	58.5	1,005.4	13.0
4691	07:58 29/07/2017	21.3	58.5	1,005.4	13.0
4690	07:59 29/07/2017	21.3	58.5	1,005.4	13.0
4689	08:00 29/07/2017	21.3	58.5	1,005.4	13.0
4688	08:01 29/07/2017	21.3	58.5	1,005.4	13.0
4687	08:02 29/07/2017	21.3	58.5	1,005.4	13.0
4686	08:03 29/07/2017	21.3	58.5	1,005.4	13.0
4685	08:04 29/07/2017	21.3	58.5	1,005.5	13.0
4684	08:05 29/07/2017	21.3	58.5	1,005.5	13.0
4683	08:06 29/07/2017	21.3	58.5	1,005.5	13.0
4682	08:07 29/07/2017	21.3	58.5	1,005.4	13.0
4681	08:08 29/07/2017	21.3	58.5	1,005.5	13.0
4680	08:09 29/07/2017	21.3	58.5	1,005.5	13.0
4679	08:10 29/07/2017	21.3	58.5	1,005.5	13.0
4678	08:11 29/07/2017	21.3	58.5	1,005.6	13.0
4677	08:12 29/07/2017	21.3	58.5	1,005.5	13.0
4676	08:13 29/07/2017	21.3	58.5	1,005.5	13.0
4675	08:14 29/07/2017	21.3	58.5	1,005.5	13.0
4674	08:15 29/07/2017	21.3	58.5	1,005.6	13.0
4673	08:16 29/07/2017	21.3	58.5	1,005.6	13.0
4672	08:17 29/07/2017	21.3	58.5	1,005.6	13.0
4671	08:18 29/07/2017	21.3	58.5	1,005.6	13.0
4670	08:19 29/07/2017	21.3	58.5	1,005.6	13.0
4669	08:20 29/07/2017	21.2	58.5	1,005.6	12.9
4668	08:21 29/07/2017	21.3	58.6	1,005.6	13.0
4667	08:22 29/07/2017	21.2	58.6	1,005.6	12.9
4666	08:23 29/07/2017	21.2	58.6	1,005.6	12.9
4665	08:24 29/07/2017	21.2	58.6	1,005.6	12.9
4664	08:25 29/07/2017	21.2	58.6	1,005.6	12.9
4663	08:26 29/07/2017	21.2	58.6	1,005.6	12.9
4662	08:27 29/07/2017	21.2	58.6	1,005.6	12.9
4661	08:28 29/07/2017	21.2	58.6	1,005.6	12.9
4660	08:29 29/07/2017	21.2	58.6	1,005.6	12.9
4659	08:30 29/07/2017	21.2	58.6	1,005.6	12.9
4658	08:31 29/07/2017	21.2	58.6	1,005.6	12.9
4657	08:32 29/07/2017	21.2	58.6	1,005.5	12.9
4656	08:33 29/07/2017	21.2	58.6	1,005.6	12.9
4655	08:34 29/07/2017	21.2	58.6	1,005.6	12.9
4654	08:35 29/07/2017	21.2	58.6	1,005.6	12.9
4653	08:36 29/07/2017	21.2	58.6	1,005.5	12.9
4652	08:37 29/07/2017	21.2	58.6	1,005.6	12.9
4651	08:38 29/07/2017	21.2	58.6	1,005.6	12.9
4650	08:39 29/07/2017	21.2	58.6	1,005.6	12.9
4649	08:40 29/07/2017	21.2	58.6	1,005.6	12.9
4648	08:41 29/07/2017	21.2	58.6	1,005.6	12.9
4647	08:42 29/07/2017	21.2	58.6	1,005.7	12.9
4646	08:43 29/07/2017	21.2	58.6	1,005.7	12.9
4645	08:44 29/07/2017	21.2	58.5	1,005.6	12.9
4644	08:45 29/07/2017	21.1	58.6	1,005.6	12.8
4643	08:46 29/07/2017	21.1	58.6	1,005.7	12.8
4642	08:47 29/07/2017	21.2	58.5	1,005.7	12.9
4641	08:48 29/07/2017	21.1	58.5	1,005.6	12.8
4640	08:49 29/07/2017	21.1	58.5	1,005.7	12.8
4639	08:50 29/07/2017	21.1	58.5	1,005.7	12.8
4638	08:51 29/07/2017	21.1	58.5	1,005.7	12.8
4637	08:52 29/07/2017	21.1	58.5	1,005.7	12.8
4636	08:53 29/07/2017	21.1	58.5	1,005.8	12.8
4635	08:54 29/07/2017	21.1	58.5	1,005.7	12.8

Log	Timestamp	Temp	Humidity	Pressure	Dew Point
4634	08:55 29/07/2017	21.1	58.5	1,005.7	12.8
4633	08:56 29/07/2017	21.1	58.5	1,005.6	12.8
4632	08:57 29/07/2017	21.1	58.5	1,005.8	12.8
4631	08:58 29/07/2017	21.1	58.5	1,005.8	12.8
4630	08:59 29/07/2017	21.1	58.5	1,005.8	12.8
4629	09:00 29/07/2017	21.1	58.5	1,005.8	12.8
4628	09:01 29/07/2017	21.1	58.5	1,005.8	12.8
4627	09:02 29/07/2017	21.1	58.5	1,005.7	12.8
4626	09:03 29/07/2017	21.1	58.5	1,005.7	12.8
4625	09:04 29/07/2017	21.1	58.5	1,005.7	12.8
4624	09:05 29/07/2017	21.1	58.5	1,005.7	12.8
4623	09:06 29/07/2017	21.1	58.5	1,005.7	12.8
4622	09:07 29/07/2017	21.1	58.5	1,005.7	12.8
4621	09:08 29/07/2017	21.1	58.5	1,005.7	12.8
4620	09:09 29/07/2017	21.1	58.5	1,005.7	12.8
4619	09:10 29/07/2017	21.1	58.5	1,005.7	12.8
4618	09:11 29/07/2017	21.1	58.5	1,005.7	12.8
4617	09:12 29/07/2017	21.0	58.5	1,005.8	12.7
4616	09:13 29/07/2017	21.0	58.5	1,005.7	12.7
4615	09:14 29/07/2017	21.0	58.5	1,005.7	12.7
4614	09:15 29/07/2017	21.0	58.6	1,005.7	12.7
4613	09:16 29/07/2017	21.0	58.6	1,005.7	12.7
4612	09:17 29/07/2017	21.0	58.6	1,005.6	12.7
4611	09:18 29/07/2017	21.0	58.6	1,005.7	12.7
4610	09:19 29/07/2017	21.0	58.6	1,005.7	12.7
4609	09:20 29/07/2017	21.0	58.6	1,005.8	12.7
4608	09:21 29/07/2017	21.0	58.6	1,005.9	12.7
4607	09:22 29/07/2017	21.0	58.6	1,005.7	12.7
4606	09:23 29/07/2017	21.0	58.6	1,005.7	12.7
4605	09:24 29/07/2017	21.0	58.6	1,005.8	12.7
4604	09:25 29/07/2017	21.0	58.6	1,005.7	12.7
4603	09:26 29/07/2017	21.0	58.6	1,005.7	12.7
4602	09:27 29/07/2017	21.0	58.6	1,005.8	12.7
4601	09:28 29/07/2017	21.0	58.6	1,005.8	12.7
4600	09:29 29/07/2017	21.0	58.6	1,005.7	12.7
4599	09:30 29/07/2017	21.0	58.6	1,005.7	12.7
4598	09:31 29/07/2017	21.0	58.6	1,005.7	12.7
4597	09:32 29/07/2017	21.0	58.6	1,005.7	12.7
4596	09:33 29/07/2017	21.0	58.6	1,005.8	12.7
4595	09:34 29/07/2017	21.0	58.6	1,005.7	12.7
4594	09:35 29/07/2017	21.0	58.6	1,005.7	12.7
4593	09:36 29/07/2017	21.0	58.6	1,005.8	12.7
4592	09:37 29/07/2017	21.0	58.6	1,005.8	12.7
4591	09:38 29/07/2017	21.0	58.6	1,005.8	12.7
4590	09:39 29/07/2017	21.0	58.5	1,005.8	12.7
4589	09:40 29/07/2017	21.0	58.6	1,005.8	12.7
4588	09:41 29/07/2017	21.0	58.6	1,005.8	12.7
4587	09:42 29/07/2017	21.0	58.6	1,005.8	12.7
4586	09:43 29/07/2017	21.0	58.6	1,005.7	12.7
4585	09:44 29/07/2017	21.0	58.6	1,005.8	12.7
4584	09:45 29/07/2017	20.9	58.6	1,005.6	12.6
4583	09:46 29/07/2017	20.9	58.6	1,005.7	12.6
4582	09:47 29/07/2017	20.9	58.5	1,005.7	12.6
4581	09:48 29/07/2017	20.9	58.5	1,005.8	12.6
4580	09:49 29/07/2017	20.9	58.5	1,005.7	12.6
4579	09:50 29/07/2017	20.9	58.5	1,005.7	12.6
4578	09:51 29/07/2017	20.9	58.5	1,005.8	12.6
4577	09:52 29/07/2017	20.9	58.5	1,005.8	12.6
4576	09:53 29/07/2017	20.9	58.5	1,005.7	12.6
4575	09:54 29/07/2017	20.9	58.5	1,005.8	12.6
4574	09:55 29/07/2017	20.9	58.5	1,005.8	12.6
4573	09:56 29/07/2017	20.9	58.5	1,005.9	12.6
4572	09:57 29/07/2017	20.9	58.5	1,005.9	12.6
4571	09:58 29/07/2017	20.9	58.5	1,005.9	12.6
4570	09:59 29/07/2017	20.9	58.5	1,005.9	12.6

Log	Timestamp	Temp	Humidity	Pressure	Dew Point
4569	10:00 29/07/2017	20.9	58.5	1,005.8	12.6
4568	10:01 29/07/2017	20.9	58.5	1,005.9	12.6
4567	10:02 29/07/2017	20.9	58.5	1,005.8	12.6
4566	10:03 29/07/2017	20.9	58.5	1,005.8	12.6
4565	10:04 29/07/2017	20.9	58.5	1,005.8	12.6
4564	10:05 29/07/2017	20.9	58.5	1,005.8	12.6
4563	10:06 29/07/2017	20.9	58.5	1,005.9	12.6
4562	10:07 29/07/2017	20.9	58.5	1,005.9	12.6
4561	10:08 29/07/2017	20.9	58.5	1,005.9	12.6
4560	10:09 29/07/2017	20.9	58.5	1,005.8	12.6
4559	10:10 29/07/2017	20.9	58.5	1,005.8	12.6
4558	10:11 29/07/2017	20.9	58.6	1,005.9	12.6
4557	10:12 29/07/2017	20.9	58.5	1,005.8	12.6
4556	10:13 29/07/2017	20.9	58.6	1,005.9	12.6
4555	10:14 29/07/2017	20.9	58.6	1,005.8	12.6
4554	10:15 29/07/2017	20.9	58.5	1,005.8	12.6
4553	10:16 29/07/2017	20.9	58.6	1,005.9	12.6
4552	10:17 29/07/2017	20.9	58.6	1,005.9	12.6
4551	10:18 29/07/2017	20.8	58.6	1,005.9	12.5
4550	10:19 29/07/2017	20.8	58.6	1,005.9	12.5
4549	10:20 29/07/2017	20.8	58.6	1,005.9	12.5
4548	10:21 29/07/2017	20.8	58.6	1,005.9	12.5
4547	10:22 29/07/2017	20.8	58.6	1,005.9	12.5
4546	10:23 29/07/2017	20.8	58.6	1,005.8	12.5
4545	10:24 29/07/2017	20.8	58.6	1,005.8	12.5
4544	10:25 29/07/2017	20.8	58.6	1,005.8	12.5
4543	10:26 29/07/2017	20.8	58.6	1,005.9	12.5
4542	10:27 29/07/2017	20.8	58.6	1,005.9	12.5
4541	10:28 29/07/2017	20.8	58.6	1,005.9	12.5
4540	10:29 29/07/2017	20.8	58.6	1,005.8	12.5
4539	10:30 29/07/2017	20.8	58.6	1,005.9	12.5
4538	10:31 29/07/2017	20.8	58.6	1,005.8	12.5
4537	10:32 29/07/2017	20.8	58.7	1,005.9	12.5
4536	10:33 29/07/2017	20.8	58.7	1,005.8	12.5
4535	10:34 29/07/2017	20.8	58.6	1,005.8	12.5
4534	10:35 29/07/2017	20.8	58.7	1,005.8	12.5
4533	10:36 29/07/2017	20.8	58.7	1,005.8	12.5
4532	10:37 29/07/2017	20.8	58.7	1,005.8	12.5
4531	10:38 29/07/2017	20.8	58.7	1,005.8	12.5
4530	10:39 29/07/2017	20.8	58.7	1,005.9	12.5
4529	10:40 29/07/2017	20.8	58.7	1,005.8	12.5
4528	10:41 29/07/2017	20.8	58.7	1,005.8	12.5
4527	10:42 29/07/2017	20.7	58.7	1,005.7	12.4
4526	10:43 29/07/2017	20.8	58.7	1,005.8	12.5
4525	10:44 29/07/2017	20.7	58.7	1,005.8	12.4
4524	10:45 29/07/2017	20.8	58.8	1,005.8	12.6
4523	10:46 29/07/2017	20.7	58.7	1,005.8	12.4
4522	10:47 29/07/2017	20.7	58.8	1,005.8	12.5
4521	10:48 29/07/2017	20.7	58.8	1,005.7	12.5
4520	10:49 29/07/2017	20.7	58.8	1,005.7	12.5
4519	10:50 29/07/2017	20.7	58.8	1,005.7	12.5
4518	10:51 29/07/2017	20.7	58.8	1,005.6	12.5
4517	10:52 29/07/2017	20.7	58.8	1,005.7	12.5
4516	10:53 29/07/2017	20.7	58.8	1,005.7	12.5
4515	10:54 29/07/2017	20.7	58.8	1,005.7	12.5
4514	10:55 29/07/2017	20.7	58.8	1,005.7	12.5
4513	10:56 29/07/2017	20.7	58.8	1,005.7	12.5
4512	10:57 29/07/2017	20.7	58.8	1,005.7	12.5
4511	10:58 29/07/2017	20.7	58.9	1,005.7	12.5
4510	10:59 29/07/2017	20.7	58.9	1,005.7	12.5
4509	11:00 29/07/2017	20.7	58.9	1,005.7	12.5
4508	11:01 29/07/2017	20.7	58.8	1,005.7	12.5
4507	11:02 29/07/2017	20.7	58.8	1,005.7	12.5
4506	11:03 29/07/2017	20.7	58.9	1,005.7	12.5
4505	11:04 29/07/2017	20.7	58.9	1,005.7	12.5

Log	Timestamp	Temp	Humidity	Pressure	Dew Point
4504	11:05 29/07/2017	20.7	58.9	1,005.7	12.5
4503	11:06 29/07/2017	20.7	58.9	1,005.7	12.5
4502	11:07 29/07/2017	20.7	58.9	1,005.6	12.5
4501	11:08 29/07/2017	20.7	58.9	1,005.7	12.5
4500	11:09 29/07/2017	20.7	58.9	1,005.6	12.5
4499	11:10 29/07/2017	20.7	58.9	1,005.6	12.5
4498	11:11 29/07/2017	20.7	58.9	1,005.6	12.5
4497	11:12 29/07/2017	20.7	58.9	1,005.6	12.5
4496	11:13 29/07/2017	20.7	58.9	1,005.6	12.5
4495	11:14 29/07/2017	20.7	58.9	1,005.6	12.5
4494	11:15 29/07/2017	20.7	58.9	1,005.6	12.5
4493	11:16 29/07/2017	20.7	58.9	1,005.6	12.5
4492	11:17 29/07/2017	20.7	58.9	1,005.5	12.5
4491	11:18 29/07/2017	20.7	58.9	1,005.5	12.5
4490	11:19 29/07/2017	20.7	58.9	1,005.6	12.5
4489	11:20 29/07/2017	20.6	58.9	1,005.6	12.4
4488	11:21 29/07/2017	20.7	59.0	1,005.5	12.5
4487	11:22 29/07/2017	20.7	59.0	1,005.5	12.5
4486	11:23 29/07/2017	20.6	59.0	1,005.5	12.4
4485	11:24 29/07/2017	20.6	59.0	1,005.5	12.4
4484	11:25 29/07/2017	20.6	59.0	1,005.4	12.4
4483	11:26 29/07/2017	20.6	59.0	1,005.5	12.4
4482	11:27 29/07/2017	20.6	59.0	1,005.4	12.4
4481	11:28 29/07/2017	20.6	59.0	1,005.5	12.4
4480	11:29 29/07/2017	20.6	59.0	1,005.5	12.4
4479	11:30 29/07/2017	20.6	59.0	1,005.4	12.4
4478	11:31 29/07/2017	20.6	59.0	1,005.4	12.4
4477	11:32 29/07/2017	20.6	59.0	1,005.4	12.4
4476	11:33 29/07/2017	20.6	59.0	1,005.4	12.4
4475	11:34 29/07/2017	20.6	59.0	1,005.4	12.4
4474	11:35 29/07/2017	20.6	59.1	1,005.4	12.4
4473	11:36 29/07/2017	20.6	59.1	1,005.5	12.4
4472	11:37 29/07/2017	20.6	59.1	1,005.4	12.4
4471	11:38 29/07/2017	20.6	59.1	1,005.5	12.4
4470	11:39 29/07/2017	20.6	59.1	1,005.4	12.4
4469	11:40 29/07/2017	20.6	59.1	1,005.5	12.4
4468	11:41 29/07/2017	20.6	59.1	1,005.4	12.4
4467	11:42 29/07/2017	20.6	59.1	1,005.4	12.4
4466	11:43 29/07/2017	20.6	59.1	1,005.4	12.4
4465	11:44 29/07/2017	20.6	59.1	1,005.4	12.4
4464	11:45 29/07/2017	20.6	59.1	1,005.4	12.4
4463	11:46 29/07/2017	20.6	59.1	1,005.5	12.4
4462	11:47 29/07/2017	20.6	59.1	1,005.4	12.4
4461	11:48 29/07/2017	20.6	59.1	1,005.4	12.4
4460	11:49 29/07/2017	20.6	59.1	1,005.4	12.4
4459	11:50 29/07/2017	20.6	59.1	1,005.5	12.4
4458	11:51 29/07/2017	20.6	59.1	1,005.5	12.4
4457	11:52 29/07/2017	20.6	59.1	1,005.5	12.4
4456	11:53 29/07/2017	20.6	59.2	1,005.5	12.4
4455	11:54 29/07/2017	20.6	59.2	1,005.5	12.4
4454	11:55 29/07/2017	20.6	59.2	1,005.5	12.4
4453	11:56 29/07/2017	20.6	59.2	1,005.5	12.4
4452	11:57 29/07/2017	20.6	59.2	1,005.5	12.4
4451	11:58 29/07/2017	20.6	59.2	1,005.5	12.4
4450	11:59 29/07/2017	20.6	59.2	1,005.6	12.4
4449	12:00 29/07/2017	20.6	59.2	1,005.6	12.4
4448	12:01 29/07/2017	20.6	59.2	1,005.5	12.4
4447	12:02 29/07/2017	20.5	59.2	1,005.6	12.3
4446	12:03 29/07/2017	20.6	59.2	1,005.6	12.4
4445	12:04 29/07/2017	20.6	59.2	1,005.5	12.4
4444	12:05 29/07/2017	20.5	59.2	1,005.6	12.3
4443	12:06 29/07/2017	20.6	59.2	1,005.6	12.4
4442	12:07 29/07/2017	20.5	59.2	1,005.6	12.3
4441	12:08 29/07/2017	20.5	59.2	1,005.6	12.3
4440	12:09 29/07/2017	20.5	59.2	1,005.6	12.3

Log	Timestamp	Temp	Humidity	Pressure	Dew Point
4439	12:10 29/07/2017	20.6	59.2	1,005.6	12.4
4438	12:11 29/07/2017	20.5	59.2	1,005.6	12.3
4437	12:12 29/07/2017	20.5	59.3	1,005.6	12.4
4436	12:13 29/07/2017	20.5	59.2	1,005.6	12.3
4435	12:14 29/07/2017	20.5	59.3	1,005.6	12.4
4434	12:15 29/07/2017	20.5	59.3	1,005.5	12.4
4433	12:16 29/07/2017	20.5	59.3	1,005.7	12.4
4432	12:17 29/07/2017	20.5	59.3	1,005.6	12.4
4431	12:18 29/07/2017	20.5	59.3	1,005.6	12.4
4430	12:19 29/07/2017	20.5	59.3	1,005.6	12.4
4429	12:20 29/07/2017	20.5	59.3	1,005.6	12.4
4428	12:21 29/07/2017	20.5	59.3	1,005.5	12.4
4427	12:22 29/07/2017	20.5	59.3	1,005.5	12.4
4426	12:23 29/07/2017	20.5	59.3	1,005.6	12.4
4425	12:24 29/07/2017	20.5	59.3	1,005.6	12.4
4424	12:25 29/07/2017	20.5	59.3	1,005.6	12.4
4423	12:26 29/07/2017	20.5	59.3	1,005.6	12.4
4422	12:27 29/07/2017	20.5	59.3	1,005.6	12.4
4421	12:28 29/07/2017	20.5	59.3	1,005.6	12.4
4420	12:29 29/07/2017	20.5	59.3	1,005.7	12.4
4419	12:30 29/07/2017	20.5	59.3	1,005.7	12.4
4418	12:31 29/07/2017	20.5	59.3	1,005.6	12.4
4417	12:32 29/07/2017	20.5	59.3	1,005.7	12.4
4416	12:33 29/07/2017	20.5	59.3	1,005.6	12.4
4415	12:34 29/07/2017	20.5	59.3	1,005.7	12.4
4414	12:35 29/07/2017	20.5	59.2	1,005.7	12.3
4413	12:36 29/07/2017	20.5	59.2	1,005.8	12.3
4412	12:37 29/07/2017	20.5	59.3	1,005.8	12.4
4411	12:38 29/07/2017	20.5	59.2	1,005.7	12.3
4410	12:39 29/07/2017	20.5	59.3	1,005.7	12.4
4409	12:40 29/07/2017	20.5	59.3	1,005.8	12.4
4408	12:41 29/07/2017	20.5	59.3	1,005.7	12.4
4407	12:42 29/07/2017	20.5	59.3	1,005.7	12.4
4406	12:43 29/07/2017	20.5	59.2	1,005.8	12.3
4405	12:44 29/07/2017	20.5	59.2	1,005.7	12.3
4404	12:45 29/07/2017	20.5	59.2	1,005.7	12.3
4403	12:46 29/07/2017	20.5	59.2	1,005.7	12.3
4402	12:47 29/07/2017	20.5	59.2	1,005.7	12.3
4401	12:48 29/07/2017	20.5	59.2	1,005.8	12.3
4400	12:49 29/07/2017	20.5	59.2	1,005.8	12.3
4399	12:50 29/07/2017	20.5	59.2	1,005.9	12.3
4398	12:51 29/07/2017	20.5	59.2	1,005.8	12.3
4397	12:52 29/07/2017	20.5	59.2	1,005.9	12.3
4396	12:53 29/07/2017	20.5	59.2	1,005.9	12.3
4395	12:54 29/07/2017	20.5	59.2	1,005.9	12.3
4394	12:55 29/07/2017	20.5	59.2	1,005.9	12.3
4393	12:56 29/07/2017	20.5	59.2	1,005.9	12.3
4392	12:57 29/07/2017	20.5	59.2	1,006.0	12.3
4391	12:58 29/07/2017	20.5	59.2	1,005.9	12.3
4390	12:59 29/07/2017	20.5	59.2	1,006.0	12.3
4389	13:00 29/07/2017	20.5	59.2	1,006.0	12.3
4388	13:01 29/07/2017	20.5	59.2	1,005.9	12.3
4387	13:02 29/07/2017	20.5	59.2	1,006.0	12.3
4386	13:03 29/07/2017	20.5	59.1	1,006.0	12.3
4385	13:04 29/07/2017	20.5	59.2	1,006.0	12.3
4384	13:05 29/07/2017	20.5	59.2	1,006.0	12.3
4383	13:06 29/07/2017	20.5	59.2	1,006.1	12.3
4382	13:07 29/07/2017	20.5	59.2	1,006.1	12.3
4381	13:08 29/07/2017	20.5	59.1	1,006.1	12.3
4380	13:09 29/07/2017	20.5	59.1	1,006.2	12.3
4379	13:10 29/07/2017	20.5	59.1	1,006.2	12.3
4378	13:11 29/07/2017	20.5	59.1	1,006.2	12.3
4377	13:12 29/07/2017	20.5	59.1	1,006.1	12.3
4376	13:13 29/07/2017	20.5	59.1	1,006.2	12.3
4375	13:14 29/07/2017	20.5	59.1	1,006.3	12.3

Log	Timestamp	Temp	Humidity	Pressure	Dew Point
4374	13:15 29/07/2017	20.5	59.1	1,006.3	12.3
4373	13:16 29/07/2017	20.5	59.1	1,006.2	12.3
4372	13:17 29/07/2017	20.5	59.1	1,006.3	12.3
4371	13:18 29/07/2017	20.5	59.1	1,006.3	12.3
4370	13:19 29/07/2017	20.5	59.1	1,006.3	12.3
4369	13:20 29/07/2017	20.5	59.1	1,006.3	12.3
4368	13:21 29/07/2017	20.5	59.1	1,006.3	12.3
4367	13:22 29/07/2017	20.5	59.1	1,006.4	12.3
4366	13:23 29/07/2017	20.5	59.1	1,006.3	12.3
4365	13:24 29/07/2017	20.5	59.1	1,006.4	12.3
4364	13:25 29/07/2017	20.5	59.1	1,006.4	12.3
4363	13:26 29/07/2017	20.5	59.1	1,006.4	12.3
4362	13:27 29/07/2017	20.5	59.1	1,006.4	12.3
4361	13:28 29/07/2017	20.5	59.1	1,006.5	12.3
4360	13:29 29/07/2017	20.5	59.1	1,006.4	12.3
4359	13:30 29/07/2017	20.5	59.1	1,006.5	12.3
4358	13:31 29/07/2017	20.5	59.2	1,006.4	12.3
4357	13:32 29/07/2017	20.5	59.2	1,006.4	12.3
4356	13:33 29/07/2017	20.6	59.2	1,006.5	12.4
4355	13:34 29/07/2017	20.5	59.2	1,006.5	12.3
4354	13:35 29/07/2017	20.5	59.2	1,006.4	12.3
4353	13:36 29/07/2017	20.5	59.2	1,006.5	12.3
4352	13:37 29/07/2017	20.6	59.2	1,006.4	12.4
4351	13:38 29/07/2017	20.6	59.3	1,006.5	12.5
4350	13:39 29/07/2017	20.6	59.3	1,006.5	12.5
4349	13:40 29/07/2017	20.6	59.3	1,006.5	12.5
4348	13:41 29/07/2017	20.6	59.3	1,006.5	12.5
4347	13:42 29/07/2017	20.6	59.4	1,006.5	12.5
4346	13:43 29/07/2017	20.6	59.4	1,006.5	12.5
4345	13:44 29/07/2017	20.6	59.4	1,006.5	12.5
4344	13:45 29/07/2017	20.6	59.4	1,006.5	12.5
4343	13:46 29/07/2017	20.6	59.4	1,006.5	12.5
4342	13:47 29/07/2017	20.6	59.4	1,006.6	12.5
4341	13:48 29/07/2017	20.6	59.5	1,006.5	12.5
4340	13:49 29/07/2017	20.6	59.5	1,006.5	12.5
4339	13:50 29/07/2017	20.6	59.5	1,006.5	12.5
4338	13:51 29/07/2017	20.6	59.5	1,006.5	12.5
4337	13:52 29/07/2017	20.6	59.6	1,006.5	12.5
4336	13:53 29/07/2017	20.6	59.6	1,006.5	12.5
4335	13:54 29/07/2017	20.6	59.6	1,006.6	12.5
4334	13:55 29/07/2017	20.6	59.6	1,006.5	12.5
4333	13:56 29/07/2017	20.6	59.6	1,006.6	12.5
4332	13:57 29/07/2017	20.6	59.7	1,006.5	12.5
4331	13:58 29/07/2017	20.6	59.7	1,006.6	12.5
4330	13:59 29/07/2017	20.6	59.7	1,006.6	12.5
4329	14:00 29/07/2017	20.6	59.7	1,006.5	12.5
4328	14:01 29/07/2017	20.6	59.7	1,006.6	12.5
4327	14:02 29/07/2017	20.6	59.7	1,006.5	12.5
4326	14:03 29/07/2017	20.6	59.8	1,006.5	12.6
4325	14:04 29/07/2017	20.7	59.8	1,006.5	12.7
4324	14:05 29/07/2017	20.7	59.8	1,006.5	12.7
4323	14:06 29/07/2017	20.7	59.9	1,006.5	12.7
4322	14:07 29/07/2017	20.7	59.9	1,006.5	12.7
4321	14:08 29/07/2017	20.7	59.9	1,006.5	12.7
4320	14:09 29/07/2017	20.7	59.9	1,006.5	12.7
4319	14:10 29/07/2017	20.7	59.9	1,006.5	12.7
4318	14:11 29/07/2017	20.7	59.9	1,006.5	12.7
4317	14:12 29/07/2017	20.7	59.9	1,006.5	12.7
4316	14:13 29/07/2017	20.7	60.0	1,006.6	12.7
4315	14:14 29/07/2017	20.7	60.0	1,006.5	12.7
4314	14:15 29/07/2017	20.7	60.0	1,006.5	12.7
4313	14:16 29/07/2017	20.7	60.0	1,006.5	12.7
4312	14:17 29/07/2017	20.7	60.0	1,006.4	12.7
4311	14:18 29/07/2017	20.7	60.0	1,006.5	12.7
4310	14:19 29/07/2017	20.7	60.1	1,006.4	12.7

Log	Timestamp	Temp	Humidity	Pressure	Dew Point
4309	14:20 29/07/2017	20.7	60.1	1,006.5	12.7
4308	14:21 29/07/2017	20.7	60.1	1,006.5	12.7
4307	14:22 29/07/2017	20.7	60.1	1,006.5	12.7
4306	14:23 29/07/2017	20.7	60.1	1,006.5	12.7
4305	14:24 29/07/2017	20.7	60.2	1,006.6	12.7
4304	14:25 29/07/2017	20.7	60.2	1,006.5	12.7
4303	14:26 29/07/2017	20.7	60.2	1,006.6	12.7
4302	14:27 29/07/2017	20.7	60.2	1,006.5	12.7
4301	14:28 29/07/2017	20.7	60.2	1,006.5	12.7
4300	14:29 29/07/2017	20.7	60.2	1,006.5	12.7
4299	14:30 29/07/2017	20.8	60.2	1,006.5	12.8
4298	14:31 29/07/2017	20.8	60.3	1,006.5	12.9
4297	14:32 29/07/2017	20.8	60.3	1,006.5	12.9
4296	14:33 29/07/2017	20.8	60.3	1,006.6	12.9
4295	14:34 29/07/2017	20.8	60.3	1,006.6	12.9
4294	14:35 29/07/2017	20.8	60.3	1,006.5	12.9
4293	14:36 29/07/2017	20.8	60.3	1,006.5	12.9
4292	14:37 29/07/2017	20.8	60.3	1,006.6	12.9
4291	14:38 29/07/2017	20.8	60.4	1,006.6	12.9
4290	14:39 29/07/2017	20.8	60.4	1,006.6	12.9
4289	14:40 29/07/2017	20.8	60.5	1,006.6	12.9
4288	14:41 29/07/2017	20.8	60.5	1,006.5	12.9
4287	14:42 29/07/2017	20.8	60.6	1,006.6	12.9
4286	14:43 29/07/2017	20.8	60.9	1,006.5	13.0
4285	14:44 29/07/2017	20.8	61.0	1,006.6	13.0
4284	14:45 29/07/2017	20.9	61.0	1,006.6	13.1
4283	14:46 29/07/2017	20.9	61.0	1,006.6	13.1
4282	14:47 29/07/2017	20.9	61.0	1,006.6	13.1
4281	14:48 29/07/2017	20.9	61.0	1,006.6	13.1
4280	14:49 29/07/2017	20.9	61.1	1,006.5	13.1
4279	14:50 29/07/2017	20.9	61.1	1,006.5	13.1
4278	14:51 29/07/2017	20.9	61.1	1,006.5	13.1
4277	14:52 29/07/2017	21.0	61.1	1,006.5	13.2
4276	14:53 29/07/2017	21.0	61.1	1,006.6	13.2
4275	14:54 29/07/2017	21.0	61.3	1,006.5	13.3
4274	14:55 29/07/2017	21.0	61.3	1,006.6	13.3
4273	14:56 29/07/2017	21.0	61.3	1,006.7	13.3
4272	14:57 29/07/2017	21.0	61.3	1,006.6	13.3
4271	14:58 29/07/2017	21.1	61.3	1,006.6	13.4
4270	14:59 29/07/2017	21.1	61.3	1,006.6	13.4
4269	15:00 29/07/2017	21.1	61.4	1,006.6	13.4
4268	15:01 29/07/2017	21.1	61.4	1,006.6	13.4
4267	15:02 29/07/2017	21.1	61.4	1,006.6	13.4
4266	15:03 29/07/2017	21.1	61.4	1,006.7	13.4
4265	15:04 29/07/2017	21.2	61.4	1,006.7	13.5
4264	15:05 29/07/2017	21.2	61.4	1,006.7	13.5
4263	15:06 29/07/2017	21.2	61.4	1,006.7	13.5
4262	15:07 29/07/2017	21.2	61.4	1,006.8	13.5
4261	15:08 29/07/2017	21.2	61.4	1,006.7	13.5
4260	15:09 29/07/2017	21.2	61.5	1,006.7	13.5
4259	15:10 29/07/2017	21.2	61.5	1,006.6	13.5
4258	15:11 29/07/2017	21.3	61.5	1,006.7	13.6
4257	15:12 29/07/2017	21.3	61.4	1,006.7	13.6
4256	15:13 29/07/2017	21.3	61.4	1,006.7	13.6
4255	15:14 29/07/2017	21.3	61.4	1,006.7	13.6
4254	15:15 29/07/2017	21.3	61.4	1,006.7	13.6
4253	15:16 29/07/2017	21.3	61.4	1,006.7	13.6
4252	15:17 29/07/2017	21.3	61.3	1,006.7	13.6
4251	15:18 29/07/2017	21.3	61.3	1,006.7	13.6
4250	15:19 29/07/2017	21.3	61.2	1,006.7	13.5
4249	15:20 29/07/2017	21.3	61.2	1,006.6	13.5
4248	15:21 29/07/2017	21.4	61.2	1,006.6	13.6
4247	15:22 29/07/2017	21.4	61.1	1,006.6	13.6
4246	15:23 29/07/2017	21.4	61.1	1,006.6	13.6
4245	15:24 29/07/2017	21.4	61.1	1,006.6	13.6

Log	Timestamp	Temp	Humidity	Pressure	Dew Point
4244	15:25 29/07/2017	21.4	61.1	1,006.6	13.6
4243	15:26 29/07/2017	21.4	61.1	1,006.6	13.6
4242	15:27 29/07/2017	21.4	61.0	1,006.5	13.6
4241	15:28 29/07/2017	21.4	61.0	1,006.5	13.6
4240	15:29 29/07/2017	21.4	61.0	1,006.5	13.6
4239	15:30 29/07/2017	21.4	61.0	1,006.5	13.6
4238	15:31 29/07/2017	21.4	61.0	1,006.5	13.6
4237	15:32 29/07/2017	21.4	61.0	1,006.5	13.6
4236	15:33 29/07/2017	21.4	61.0	1,006.5	13.6
4235	15:34 29/07/2017	21.4	60.9	1,006.5	13.6
4234	15:35 29/07/2017	21.4	60.9	1,006.6	13.6
4233	15:36 29/07/2017	21.4	61.1	1,006.5	13.6
4232	15:37 29/07/2017	21.4	61.1	1,006.5	13.6
4231	15:38 29/07/2017	21.4	61.1	1,006.5	13.6
4230	15:39 29/07/2017	21.5	61.1	1,006.4	13.7
4229	15:40 29/07/2017	21.4	61.1	1,006.5	13.6
4228	15:41 29/07/2017	21.4	61.1	1,006.5	13.6
4227	15:42 29/07/2017	21.5	61.1	1,006.4	13.7
4226	15:43 29/07/2017	21.5	61.1	1,006.5	13.7
4225	15:44 29/07/2017	21.5	61.1	1,006.5	13.7
4224	15:45 29/07/2017	21.5	61.1	1,006.5	13.7
4223	15:46 29/07/2017	21.5	61.0	1,006.5	13.7
4222	15:47 29/07/2017	21.5	61.0	1,006.5	13.7
4221	15:48 29/07/2017	21.5	61.0	1,006.5	13.7
4220	15:49 29/07/2017	21.5	61.0	1,006.5	13.7
4219	15:50 29/07/2017	21.5	61.0	1,006.5	13.7
4218	15:51 29/07/2017	21.5	61.0	1,006.5	13.7
4217	15:52 29/07/2017	21.5	61.0	1,006.5	13.7
4216	15:53 29/07/2017	21.5	60.9	1,006.5	13.7
4215	15:54 29/07/2017	21.5	61.0	1,006.5	13.7
4214	15:55 29/07/2017	21.5	60.9	1,006.4	13.7
4213	15:56 29/07/2017	21.5	60.9	1,006.5	13.7
4212	15:57 29/07/2017	21.5	60.9	1,006.5	13.7
4211	15:58 29/07/2017	21.5	60.9	1,006.5	13.7
4210	15:59 29/07/2017	21.5	60.8	1,006.5	13.7
4209	16:00 29/07/2017	21.5	60.8	1,006.5	13.7
4208	16:01 29/07/2017	21.5	60.8	1,006.5	13.7
4207	16:02 29/07/2017	21.5	60.8	1,006.5	13.7
4206	16:03 29/07/2017	21.5	60.8	1,006.4	13.7
4205	16:04 29/07/2017	21.5	60.7	1,006.4	13.6
4204	16:05 29/07/2017	21.5	60.7	1,006.4	13.6
4203	16:06 29/07/2017	21.5	60.7	1,006.4	13.6
4202	16:07 29/07/2017	21.5	60.7	1,006.4	13.6
4201	16:08 29/07/2017	21.5	60.7	1,006.5	13.6
4200	16:09 29/07/2017	21.5	60.7	1,006.5	13.6
4199	16:10 29/07/2017	21.5	60.7	1,006.5	13.6
4198	16:11 29/07/2017	21.5	60.7	1,006.3	13.6
4197	16:12 29/07/2017	21.5	60.7	1,006.4	13.6
4196	16:13 29/07/2017	21.5	60.7	1,006.3	13.6
4195	16:14 29/07/2017	21.5	60.7	1,006.3	13.6
4194	16:15 29/07/2017	21.5	60.7	1,006.4	13.6
4193	16:16 29/07/2017	21.5	60.7	1,006.3	13.6
4192	16:17 29/07/2017	21.5	60.7	1,006.4	13.6
4191	16:18 29/07/2017	21.5	60.7	1,006.4	13.6
4190	16:19 29/07/2017	21.5	60.7	1,006.3	13.6
4189	16:20 29/07/2017	21.5	60.8	1,006.4	13.7
4188	16:21 29/07/2017	21.5	60.8	1,006.5	13.7
4187	16:22 29/07/2017	21.5	60.8	1,006.4	13.7
4186	16:23 29/07/2017	21.5	60.9	1,006.3	13.7
4185	16:24 29/07/2017	21.5	60.9	1,006.3	13.7
4184	16:25 29/07/2017	21.5	60.9	1,006.3	13.7
4183	16:26 29/07/2017	21.5	61.0	1,006.3	13.7
4182	16:27 29/07/2017	21.5	61.1	1,006.3	13.7
4181	16:28 29/07/2017	21.6	61.1	1,006.2	13.8
4180	16:29 29/07/2017	21.6	61.2	1,006.3	13.8

Log	Timestamp	Temp	Humidity	Pressure	Dew Point
4179	16:30 29/07/2017	21.6	61.2	1,006.3	13.8
4178	16:31 29/07/2017	21.6	61.3	1,006.4	13.9
4177	16:32 29/07/2017	21.6	61.3	1,006.2	13.9
4176	16:33 29/07/2017	21.6	61.4	1,006.3	13.9
4175	16:34 29/07/2017	21.6	61.4	1,006.2	13.9
4174	16:35 29/07/2017	21.6	61.4	1,006.3	13.9
4173	16:36 29/07/2017	21.6	61.4	1,006.4	13.9
4172	16:37 29/07/2017	21.6	61.4	1,006.3	13.9
4171	16:38 29/07/2017	21.6	61.4	1,006.3	13.9
4170	16:39 29/07/2017	21.6	61.4	1,006.3	13.9
4169	16:40 29/07/2017	21.6	61.4	1,006.3	13.9
4168	16:41 29/07/2017	21.6	61.3	1,006.3	13.9
4167	16:42 29/07/2017	21.6	61.5	1,006.3	13.9
4166	16:43 29/07/2017	21.6	61.5	1,006.3	13.9
4165	16:44 29/07/2017	21.6	61.5	1,006.3	13.9
4164	16:45 29/07/2017	21.7	61.5	1,006.3	14.0
4163	16:46 29/07/2017	21.7	61.5	1,006.4	14.0
4162	16:47 29/07/2017	21.7	61.5	1,006.3	14.0
4161	16:48 29/07/2017	21.7	61.6	1,006.3	14.0
4160	16:49 29/07/2017	21.7	61.6	1,006.3	14.0
4159	16:50 29/07/2017	21.7	61.6	1,006.2	14.0
4158	16:51 29/07/2017	21.7	61.6	1,006.3	14.0
4157	16:52 29/07/2017	21.7	61.6	1,006.3	14.0
4156	16:53 29/07/2017	21.7	61.7	1,006.3	14.0
4155	16:54 29/07/2017	21.7	61.7	1,006.3	14.0
4154	16:55 29/07/2017	21.7	61.7	1,006.4	14.0
4153	16:56 29/07/2017	21.8	61.7	1,006.3	14.1
4152	16:57 29/07/2017	21.8	61.7	1,006.4	14.1
4151	16:58 29/07/2017	21.8	61.8	1,006.3	14.2
4150	16:59 29/07/2017	21.8	61.8	1,006.3	14.2
4149	17:00 29/07/2017	21.8	61.8	1,006.4	14.2
4148	17:01 29/07/2017	21.8	61.8	1,006.4	14.2
4147	17:02 29/07/2017	21.8	61.9	1,006.4	14.2
4146	17:03 29/07/2017	21.8	61.9	1,006.4	14.2
4145	17:04 29/07/2017	21.9	61.9	1,006.4	14.3
4144	17:05 29/07/2017	21.9	61.8	1,006.3	14.3
4143	17:06 29/07/2017	21.9	61.8	1,006.4	14.3
4142	17:07 29/07/2017	21.9	61.7	1,006.4	14.2
4141	17:08 29/07/2017	21.9	61.7	1,006.4	14.2
4140	17:09 29/07/2017	21.9	61.6	1,006.4	14.2
4139	17:10 29/07/2017	21.9	61.4	1,006.4	14.2
4138	17:11 29/07/2017	21.9	61.4	1,006.3	14.2
4137	17:12 29/07/2017	21.9	61.5	1,006.3	14.2
4136	17:13 29/07/2017	22.0	61.5	1,006.3	14.3
4135	17:14 29/07/2017	22.0	61.5	1,006.2	14.3
4134	17:15 29/07/2017	22.0	61.5	1,006.3	14.3
4133	17:16 29/07/2017	22.0	61.5	1,006.3	14.3
4132	17:17 29/07/2017	22.0	61.5	1,006.2	14.3
4131	17:18 29/07/2017	22.0	61.6	1,006.3	14.3
4130	17:19 29/07/2017	22.0	61.6	1,006.3	14.3
4129	17:20 29/07/2017	22.1	61.6	1,006.3	14.4
4128	17:21 29/07/2017	22.1	61.6	1,006.3	14.4
4127	17:22 29/07/2017	22.1	61.6	1,006.3	14.4
4126	17:23 29/07/2017	22.1	61.7	1,006.3	14.4
4125	17:24 29/07/2017	22.1	61.3	1,006.4	14.4
4124	17:25 29/07/2017	22.1	61.0	1,006.3	14.3
4123	17:26 29/07/2017	22.1	60.8	1,006.4	14.3
4122	17:27 29/07/2017	22.2	61.0	1,006.4	14.4
4121	17:28 29/07/2017	22.4	60.9	1,006.4	14.6
4120	17:29 29/07/2017	22.6	60.6	1,006.4	14.7
4119	17:30 29/07/2017	22.7	60.3	1,006.4	14.8
4118	17:31 29/07/2017	22.9	59.9	1,006.5	14.9
4117	17:32 29/07/2017	23.0	59.5	1,006.5	14.9
4116	17:33 29/07/2017	23.2	59.1	1,006.4	15.0
4115	17:34 29/07/2017	23.3	58.8	1,006.5	15.1

Log	Timestamp	Temp	Humidity	Pressure	Dew Point
4114	17:35 29/07/2017	23.4	58.4	1,006.5	15.1
4113	17:36 29/07/2017	23.5	57.9	1,006.4	15.1
4112	17:37 29/07/2017	23.6	57.4	1,006.5	15.1
4111	17:38 29/07/2017	23.7	56.9	1,006.5	15.1
4110	17:39 29/07/2017	23.7	56.9	1,006.4	15.1
4109	17:40 29/07/2017	23.7	56.7	1,006.5	15.0
4108	17:41 29/07/2017	23.7	56.8	1,006.5	15.1
4107	17:42 29/07/2017	23.7	56.7	1,006.5	15.0
4106	17:43 29/07/2017	23.7	56.7	1,006.4	15.0
4105	17:44 29/07/2017	23.7	56.6	1,006.4	15.0
4104	17:45 29/07/2017	23.6	56.6	1,006.4	14.9
4103	17:46 29/07/2017	23.6	56.8	1,006.4	15.0
4102	17:47 29/07/2017	23.5	56.8	1,006.4	14.9
4101	17:48 29/07/2017	23.4	56.7	1,006.5	14.7
4100	17:49 29/07/2017	23.4	56.6	1,006.4	14.7
4099	17:50 29/07/2017	23.3	56.9	1,006.4	14.7
4098	17:51 29/07/2017	23.3	56.9	1,006.5	14.7
4097	17:52 29/07/2017	23.2	56.8	1,006.5	14.6
4096	17:53 29/07/2017	23.2	56.6	1,006.5	14.5
4095	17:54 29/07/2017	23.1	56.5	1,006.4	14.4
4094	17:55 29/07/2017	23.1	56.6	1,006.5	14.4
4093	17:56 29/07/2017	23.0	56.6	1,006.5	14.3
4092	17:57 29/07/2017	23.0	56.7	1,006.4	14.3
4091	17:58 29/07/2017	23.0	56.7	1,006.4	14.3
4090	17:59 29/07/2017	23.0	56.7	1,006.5	14.3
4089	18:00 29/07/2017	23.0	56.7	1,006.5	14.3
4088	18:01 29/07/2017	22.9	56.8	1,006.5	14.3
4087	18:02 29/07/2017	22.9	57.1	1,006.5	14.3
4086	18:03 29/07/2017	22.9	57.2	1,006.4	14.3
4085	18:04 29/07/2017	22.9	57.1	1,006.4	14.3
4084	18:05 29/07/2017	22.9	57.2	1,006.4	14.3
4083	18:06 29/07/2017	22.9	57.2	1,006.4	14.3
4082	18:07 29/07/2017	22.9	57.3	1,006.4	14.4
4081	18:08 29/07/2017	22.9	57.5	1,006.4	14.4
4080	18:09 29/07/2017	22.8	57.6	1,006.4	14.3
4079	18:10 29/07/2017	22.8	57.7	1,006.4	14.3
4078	18:11 29/07/2017	22.8	57.7	1,006.5	14.3
4077	18:12 29/07/2017	22.8	57.8	1,006.4	14.4
4076	18:13 29/07/2017	22.8	57.9	1,006.5	14.4
4075	18:14 29/07/2017	22.8	57.9	1,006.4	14.4
4074	18:15 29/07/2017	22.8	58.0	1,006.5	14.4
4073	18:16 29/07/2017	22.8	58.0	1,006.4	14.4
4072	18:17 29/07/2017	22.8	58.0	1,006.4	14.4
4071	18:18 29/07/2017	22.9	57.9	1,006.5	14.5
4070	18:19 29/07/2017	22.8	57.9	1,006.4	14.4
4069	18:20 29/07/2017	22.9	58.0	1,006.4	14.5
4068	18:21 29/07/2017	22.9	58.0	1,006.4	14.5
4067	18:22 29/07/2017	22.9	58.0	1,006.4	14.5
4066	18:23 29/07/2017	22.8	58.1	1,006.4	14.4
4065	18:24 29/07/2017	22.8	58.1	1,006.3	14.4
4064	18:25 29/07/2017	22.8	58.1	1,006.3	14.4
4063	18:26 29/07/2017	22.8	58.2	1,006.3	14.4
4062	18:27 29/07/2017	22.8	58.3	1,006.3	14.5
4061	18:28 29/07/2017	22.8	58.3	1,006.4	14.5
4060	18:29 29/07/2017	22.8	58.3	1,006.3	14.5
4059	18:30 29/07/2017	22.8	58.4	1,006.3	14.5
4058	18:31 29/07/2017	22.8	58.4	1,006.4	14.5
4057	18:32 29/07/2017	22.8	58.3	1,006.4	14.5
4056	18:33 29/07/2017	22.8	58.3	1,006.3	14.5
4055	18:34 29/07/2017	22.8	58.3	1,006.4	14.5
4054	18:35 29/07/2017	22.8	58.3	1,006.3	14.5
4053	18:36 29/07/2017	22.8	58.3	1,006.3	14.5
4052	18:37 29/07/2017	22.8	58.3	1,006.3	14.5
4051	18:38 29/07/2017	22.8	58.3	1,006.2	14.5
4050	18:39 29/07/2017	22.8	58.4	1,006.3	14.5

Log	Timestamp	Temp	Humidity	Pressure	Dew Point
4049	18:40 29/07/2017	22.8	58.4	1,006.3	14.5
4048	18:41 29/07/2017	22.7	58.4	1,006.2	14.4
4047	18:42 29/07/2017	22.7	58.4	1,006.2	14.4
4046	18:43 29/07/2017	22.7	58.5	1,006.1	14.4
4045	18:44 29/07/2017	22.7	58.4	1,006.1	14.4
4044	18:45 29/07/2017	22.7	58.5	1,006.1	14.4
4043	18:46 29/07/2017	22.7	58.5	1,006.1	14.4
4042	18:47 29/07/2017	22.7	58.5	1,006.1	14.4
4041	18:48 29/07/2017	22.7	58.6	1,006.2	14.4
4040	18:49 29/07/2017	22.8	58.7	1,006.1	14.5
4039	18:50 29/07/2017	22.8	58.7	1,006.1	14.5
4038	18:51 29/07/2017	22.8	58.7	1,006.2	14.5
4037	18:52 29/07/2017	22.8	58.8	1,006.2	14.6
4036	18:53 29/07/2017	22.8	58.7	1,006.3	14.5
4035	18:54 29/07/2017	22.8	58.8	1,006.3	14.6
4034	18:55 29/07/2017	22.8	58.8	1,006.3	14.6
4033	18:56 29/07/2017	22.8	58.8	1,006.4	14.6
4032	18:57 29/07/2017	22.8	58.8	1,006.4	14.6
4031	18:58 29/07/2017	22.7	58.8	1,006.4	14.5
4030	18:59 29/07/2017	22.7	58.8	1,006.4	14.5
4029	19:00 29/07/2017	22.7	58.8	1,006.3	14.5
4028	19:01 29/07/2017	22.7	58.8	1,006.4	14.5
4027	19:02 29/07/2017	22.7	58.8	1,006.4	14.5
4026	19:03 29/07/2017	22.7	58.8	1,006.3	14.5
4025	19:04 29/07/2017	22.7	58.8	1,006.4	14.5
4024	19:05 29/07/2017	22.7	58.8	1,006.4	14.5
4023	19:06 29/07/2017	22.7	58.8	1,006.3	14.5
4022	19:07 29/07/2017	22.7	58.8	1,006.4	14.5
4021	19:08 29/07/2017	22.7	58.8	1,006.3	14.5
4020	19:09 29/07/2017	22.7	58.8	1,006.4	14.5
4019	19:10 29/07/2017	22.7	58.8	1,006.4	14.5
4018	19:11 29/07/2017	22.7	58.9	1,006.4	14.5
4017	19:12 29/07/2017	22.7	58.8	1,006.4	14.5
4016	19:13 29/07/2017	22.7	58.8	1,006.4	14.5
4015	19:14 29/07/2017	22.7	58.8	1,006.5	14.5
4014	19:15 29/07/2017	22.7	58.8	1,006.3	14.5
4013	19:16 29/07/2017	22.7	58.9	1,006.4	14.5
4012	19:17 29/07/2017	22.7	58.8	1,006.5	14.5
4011	19:18 29/07/2017	22.7	58.9	1,006.4	14.5
4010	19:19 29/07/2017	22.7	58.9	1,006.4	14.5
4009	19:20 29/07/2017	22.6	58.8	1,006.4	14.4
4008	19:21 29/07/2017	22.6	58.8	1,006.4	14.4
4007	19:22 29/07/2017	22.6	58.8	1,006.4	14.4
4006	19:23 29/07/2017	22.6	58.8	1,006.5	14.4
4005	19:24 29/07/2017	22.6	58.9	1,006.4	14.4
4004	19:25 29/07/2017	22.6	58.9	1,006.4	14.4
4003	19:26 29/07/2017	22.6	58.9	1,006.4	14.4
4002	19:27 29/07/2017	22.6	58.9	1,006.5	14.4
4001	19:28 29/07/2017	22.6	58.9	1,006.5	14.4
4000	19:29 29/07/2017	22.6	58.9	1,006.4	14.4
3999	19:30 29/07/2017	22.6	58.9	1,006.4	14.4
3998	19:31 29/07/2017	22.6	58.9	1,006.4	14.4
3997	19:32 29/07/2017	22.6	58.9	1,006.4	14.4
3996	19:33 29/07/2017	22.6	58.8	1,006.4	14.4
3995	19:34 29/07/2017	22.6	58.8	1,006.5	14.4
3994	19:35 29/07/2017	22.6	58.8	1,006.5	14.4
3993	19:36 29/07/2017	22.6	58.8	1,006.5	14.4
3992	19:37 29/07/2017	22.6	58.8	1,006.4	14.4
3991	19:38 29/07/2017	22.6	58.8	1,006.5	14.4
3990	19:39 29/07/2017	22.6	58.8	1,006.5	14.4
3989	19:40 29/07/2017	22.6	58.8	1,006.5	14.4
3988	19:41 29/07/2017	22.6	58.8	1,006.5	14.4
3987	19:42 29/07/2017	22.6	58.9	1,006.4	14.4
3986	19:43 29/07/2017	22.6	58.9	1,006.4	14.4
3985	19:44 29/07/2017	22.7	58.9	1,006.3	14.5

Log	Timestamp	Temp	Humidity	Pressure	Dew Point
3984	19:45 29/07/2017	22.7	58.9	1,006.4	14.5
3983	19:46 29/07/2017	22.7	59.0	1,006.3	14.5
3982	19:47 29/07/2017	22.7	59.0	1,006.4	14.5
3981	19:48 29/07/2017	22.7	59.1	1,006.3	14.5
3980	19:49 29/07/2017	22.7	59.2	1,006.3	14.5
3979	19:50 29/07/2017	22.7	59.2	1,006.4	14.5
3978	19:51 29/07/2017	22.7	59.2	1,006.4	14.5
3977	19:52 29/07/2017	22.7	59.3	1,006.3	14.6
3976	19:53 29/07/2017	22.8	59.3	1,006.4	14.7
3975	19:54 29/07/2017	22.8	59.3	1,006.4	14.7
3974	19:55 29/07/2017	22.8	59.3	1,006.4	14.7
3973	19:56 29/07/2017	22.8	59.3	1,006.3	14.7
3972	19:57 29/07/2017	22.8	59.4	1,006.4	14.7
3971	19:58 29/07/2017	22.8	59.4	1,006.3	14.7
3970	19:59 29/07/2017	22.8	59.4	1,006.4	14.7
3969	20:00 29/07/2017	22.8	59.4	1,006.4	14.7
3968	20:01 29/07/2017	22.8	59.4	1,006.4	14.7
3967	20:02 29/07/2017	22.8	59.4	1,006.4	14.7
3966	20:03 29/07/2017	22.8	59.3	1,006.3	14.7
3965	20:04 29/07/2017	22.8	59.4	1,006.4	14.7
3964	20:05 29/07/2017	22.8	59.4	1,006.3	14.7
3963	20:06 29/07/2017	22.8	59.4	1,006.2	14.7
3962	20:07 29/07/2017	22.9	59.4	1,006.3	14.8
3961	20:08 29/07/2017	22.9	59.3	1,006.2	14.8
3960	20:09 29/07/2017	22.9	59.2	1,006.2	14.7
3959	20:10 29/07/2017	22.9	59.3	1,006.2	14.8
3958	20:11 29/07/2017	22.9	59.2	1,006.2	14.7
3957	20:12 29/07/2017	22.9	59.2	1,006.1	14.7
3956	20:13 29/07/2017	23.0	59.2	1,006.2	14.8
3955	20:14 29/07/2017	23.0	59.1	1,006.1	14.8
3954	20:15 29/07/2017	23.0	59.0	1,006.2	14.8
3953	20:16 29/07/2017	23.0	59.5	1,006.2	14.9
3952	20:17 29/07/2017	23.0	59.2	1,006.2	14.8
3951	20:18 29/07/2017	23.0	59.1	1,006.2	14.8
3950	20:19 29/07/2017	23.0	58.9	1,006.2	14.8
3949	20:20 29/07/2017	23.0	59.0	1,006.2	14.8
3948	20:21 29/07/2017	23.1	59.0	1,006.3	14.9
3947	20:22 29/07/2017	23.1	59.1	1,006.3	14.9
3946	20:23 29/07/2017	23.1	58.8	1,006.3	14.9
3945	20:24 29/07/2017	23.1	58.7	1,006.4	14.8
3944	20:25 29/07/2017	23.1	58.7	1,006.4	14.8
3943	20:26 29/07/2017	23.1	58.6	1,006.3	14.8
3942	20:27 29/07/2017	23.1	58.6	1,006.3	14.8
3941	20:28 29/07/2017	23.1	58.7	1,006.4	14.8
3940	20:29 29/07/2017	23.1	58.6	1,006.4	14.8
3939	20:30 29/07/2017	23.1	58.5	1,006.3	14.8
3938	20:31 29/07/2017	23.2	58.6	1,006.4	14.9
3937	20:32 29/07/2017	23.2	58.6	1,006.4	14.9
3936	20:33 29/07/2017	23.2	58.7	1,006.3	14.9
3935	20:34 29/07/2017	23.2	58.5	1,006.3	14.9
3934	20:35 29/07/2017	23.2	58.5	1,006.3	14.9
3933	20:36 29/07/2017	23.2	58.4	1,006.3	14.9
3932	20:37 29/07/2017	23.2	58.5	1,006.2	14.9
3931	20:38 29/07/2017	23.2	58.3	1,006.3	14.9
3930	20:39 29/07/2017	23.2	58.2	1,006.3	14.8
3929	20:40 29/07/2017	23.2	58.1	1,006.3	14.8
3928	20:41 29/07/2017	23.2	58.2	1,006.2	14.8
3927	20:42 29/07/2017	23.2	58.1	1,006.3	14.8
3926	20:43 29/07/2017	23.2	58.0	1,006.2	14.8
3925	20:44 29/07/2017	23.2	58.0	1,006.1	14.8
3924	20:45 29/07/2017	23.3	58.0	1,006.2	14.9
3923	20:46 29/07/2017	23.3	58.0	1,006.2	14.9
3922	20:47 29/07/2017	23.3	58.0	1,006.2	14.9
3921	20:48 29/07/2017	23.4	58.0	1,006.3	15.0
3920	20:49 29/07/2017	23.5	57.9	1,006.3	15.1

Log	Timestamp	Temp	Humidity	Pressure	Dew Point
3919	20:50 29/07/2017	23.6	57.8	1,006.2	15.2
3918	20:51 29/07/2017	23.7	57.5	1,006.2	15.2
3917	20:52 29/07/2017	23.8	57.3	1,006.2	15.3
3916	20:53 29/07/2017	23.8	57.0	1,006.2	15.2
3915	20:54 29/07/2017	23.9	56.9	1,006.2	15.3
3914	20:55 29/07/2017	23.9	56.6	1,006.4	15.2
3913	20:56 29/07/2017	23.9	56.5	1,006.3	15.2
3912	20:57 29/07/2017	23.9	56.4	1,006.4	15.2
3911	20:58 29/07/2017	23.8	56.4	1,006.4	15.1
3910	20:59 29/07/2017	23.8	56.6	1,006.4	15.1
3909	21:00 29/07/2017	23.8	56.6	1,006.5	15.1
3908	21:01 29/07/2017	23.8	56.5	1,006.3	15.1
3907	21:02 29/07/2017	23.8	56.5	1,006.4	15.1
3906	21:03 29/07/2017	23.8	56.4	1,006.4	15.1
3905	21:04 29/07/2017	23.8	56.4	1,006.4	15.1
3904	21:05 29/07/2017	23.8	56.4	1,006.4	15.1
3903	21:06 29/07/2017	23.8	56.4	1,006.4	15.1
3902	21:07 29/07/2017	23.8	56.4	1,006.5	15.1
3901	21:08 29/07/2017	23.8	56.5	1,006.4	15.1
3900	21:09 29/07/2017	23.8	56.4	1,006.5	15.1
3899	21:10 29/07/2017	23.8	56.4	1,006.4	15.1
3898	21:11 29/07/2017	23.8	56.4	1,006.4	15.1
3897	21:12 29/07/2017	23.8	56.4	1,006.3	15.1
3896	21:13 29/07/2017	23.8	56.4	1,006.3	15.1
3895	21:14 29/07/2017	23.8	56.4	1,006.3	15.1
3894	21:15 29/07/2017	23.8	56.4	1,006.4	15.1
3893	21:16 29/07/2017	23.8	56.5	1,006.3	15.1
3892	21:17 29/07/2017	23.7	56.5	1,006.4	15.0
3891	21:18 29/07/2017	23.7	56.6	1,006.4	15.0
3890	21:19 29/07/2017	23.7	56.6	1,006.3	15.0
3889	21:20 29/07/2017	23.7	56.7	1,006.3	15.0
3888	21:21 29/07/2017	23.7	56.7	1,006.3	15.0
3887	21:22 29/07/2017	23.7	56.8	1,006.3	15.1
3886	21:23 29/07/2017	23.7	56.9	1,006.3	15.1
3885	21:24 29/07/2017	23.7	57.0	1,006.3	15.1
3884	21:25 29/07/2017	23.7	57.0	1,006.3	15.1
3883	21:26 29/07/2017	23.7	57.1	1,006.3	15.1
3882	21:27 29/07/2017	23.7	57.2	1,006.3	15.1
3881	21:28 29/07/2017	23.7	57.2	1,006.3	15.1
3880	21:29 29/07/2017	23.7	57.3	1,006.3	15.2
3879	21:30 29/07/2017	23.7	57.3	1,006.3	15.2
3878	21:31 29/07/2017	23.6	57.4	1,006.3	15.1
3877	21:32 29/07/2017	23.6	57.5	1,006.3	15.1
3876	21:33 29/07/2017	23.6	57.6	1,006.2	15.1
3875	21:34 29/07/2017	23.6	57.7	1,006.3	15.1
3874	21:35 29/07/2017	23.6	57.6	1,006.3	15.1
3873	21:36 29/07/2017	23.6	57.8	1,006.3	15.2
3872	21:37 29/07/2017	23.6	57.8	1,006.2	15.2
3871	21:38 29/07/2017	23.6	57.8	1,006.2	15.2
3870	21:39 29/07/2017	23.6	57.9	1,006.2	15.2
3869	21:40 29/07/2017	23.6	57.9	1,006.3	15.2
3868	21:41 29/07/2017	23.6	57.9	1,006.2	15.2
3867	21:42 29/07/2017	23.6	58.0	1,006.2	15.2
3866	21:43 29/07/2017	23.6	58.1	1,006.2	15.2
3865	21:44 29/07/2017	23.6	58.2	1,006.3	15.2
3864	21:45 29/07/2017	23.6	58.2	1,006.2	15.2
3863	21:46 29/07/2017	23.6	58.2	1,006.2	15.2
3862	21:47 29/07/2017	23.6	58.3	1,006.2	15.3
3861	21:48 29/07/2017	23.6	58.3	1,006.2	15.3
3860	21:49 29/07/2017	23.6	58.3	1,006.2	15.3
3859	21:50 29/07/2017	23.5	58.4	1,006.2	15.2
3858	21:51 29/07/2017	23.5	58.4	1,006.2	15.2
3857	21:52 29/07/2017	23.6	58.4	1,006.2	15.3
3856	21:53 29/07/2017	23.5	58.4	1,006.3	15.2
3855	21:54 29/07/2017	23.5	58.4	1,006.3	15.2

Log	Timestamp	Temp	Humidity	Pressure	Dew Point
3854	21:55 29/07/2017	23.5	58.5	1,006.3	15.2
3853	21:56 29/07/2017	23.5	58.5	1,006.2	15.2
3852	21:57 29/07/2017	23.5	58.5	1,006.2	15.2
3851	21:58 29/07/2017	23.5	58.5	1,006.2	15.2
3850	21:59 29/07/2017	23.5	58.5	1,006.3	15.2
3849	22:00 29/07/2017	23.5	58.5	1,006.3	15.2
3848	22:01 29/07/2017	23.5	58.6	1,006.2	15.2
3847	22:02 29/07/2017	23.5	58.6	1,006.2	15.2
3846	22:03 29/07/2017	23.5	58.6	1,006.2	15.2
3845	22:04 29/07/2017	23.5	58.7	1,006.2	15.2
3844	22:05 29/07/2017	23.5	58.6	1,006.2	15.2
3843	22:06 29/07/2017	23.5	58.6	1,006.3	15.2
3842	22:07 29/07/2017	23.5	58.6	1,006.3	15.2
3841	22:08 29/07/2017	23.5	58.6	1,006.2	15.2
3840	22:09 29/07/2017	23.5	58.7	1,006.2	15.2
3839	22:10 29/07/2017	23.5	58.8	1,006.3	15.3
3838	22:11 29/07/2017	23.5	58.8	1,006.3	15.3
3837	22:12 29/07/2017	23.5	58.9	1,006.2	15.3
3836	22:13 29/07/2017	23.5	58.9	1,006.2	15.3
3835	22:14 29/07/2017	23.5	58.9	1,006.1	15.3
3834	22:15 29/07/2017	23.5	58.9	1,006.2	15.3
3833	22:16 29/07/2017	23.5	58.9	1,006.2	15.3
3832	22:17 29/07/2017	23.5	59.0	1,006.1	15.3
3831	22:18 29/07/2017	23.5	59.0	1,006.2	15.3
3830	22:19 29/07/2017	23.5	58.9	1,006.2	15.3
3829	22:20 29/07/2017	23.5	58.9	1,006.1	15.3
3828	22:21 29/07/2017	23.5	59.0	1,006.1	15.3
3827	22:22 29/07/2017	23.5	58.9	1,006.2	15.3
3826	22:23 29/07/2017	23.5	58.9	1,006.1	15.3
3825	22:24 29/07/2017	23.5	59.0	1,006.2	15.3
3824	22:25 29/07/2017	23.5	59.0	1,006.1	15.3
3823	22:26 29/07/2017	23.5	59.1	1,006.1	15.3
3822	22:27 29/07/2017	23.5	59.0	1,006.1	15.3
3821	22:28 29/07/2017	23.5	59.0	1,006.2	15.3
3820	22:29 29/07/2017	23.5	59.2	1,006.2	15.3
3819	22:30 29/07/2017	23.7	58.8	1,006.1	15.5
3818	22:31 29/07/2017	23.9	58.1	1,006.2	15.5
3817	22:32 29/07/2017	24.2	57.5	1,006.1	15.7
3816	22:33 29/07/2017	24.3	57.0	1,006.2	15.7
3815	22:34 29/07/2017	24.4	56.7	1,006.3	15.7
3814	22:35 29/07/2017	24.5	56.4	1,006.4	15.8
3813	22:36 29/07/2017	24.6	56.1	1,006.3	15.8
3812	22:37 29/07/2017	24.7	55.9	1,006.2	15.9
3811	22:38 29/07/2017	24.7	55.7	1,006.3	15.8
3810	22:39 29/07/2017	24.8	55.5	1,006.3	15.9
3809	22:40 29/07/2017	24.8	55.4	1,006.3	15.9
3808	22:41 29/07/2017	24.8	55.2	1,006.2	15.8
3807	22:42 29/07/2017	24.8	55.0	1,006.3	15.8
3806	22:43 29/07/2017	24.8	54.9	1,006.2	15.8
3805	22:44 29/07/2017	24.8	54.8	1,006.3	15.8
3804	22:45 29/07/2017	24.8	54.7	1,006.3	15.7
3803	22:46 29/07/2017	24.8	54.7	1,006.2	15.7
3802	22:47 29/07/2017	24.8	54.6	1,006.2	15.7
3801	22:48 29/07/2017	24.8	54.6	1,006.3	15.7
3800	22:49 29/07/2017	24.9	54.6	1,006.3	15.8
3799	22:50 29/07/2017	24.8	54.5	1,006.3	15.7
3798	22:51 29/07/2017	24.8	54.4	1,006.3	15.7
3797	22:52 29/07/2017	24.8	54.4	1,006.3	15.7
3796	22:53 29/07/2017	24.8	54.3	1,006.3	15.7
3795	22:54 29/07/2017	24.8	54.3	1,006.3	15.7
3794	22:55 29/07/2017	24.8	54.3	1,006.3	15.7
3793	22:56 29/07/2017	24.8	54.3	1,006.4	15.7
3792	22:57 29/07/2017	24.8	54.2	1,006.3	15.6
3791	22:58 29/07/2017	24.8	54.2	1,006.3	15.6
3790	22:59 29/07/2017	24.8	54.2	1,006.4	15.6

Log	Timestamp	Temp	Humidity	Pressure	Dew Point
3789	23:00 29/07/2017	24.8	54.1	1,006.4	15.6
3788	23:01 29/07/2017	24.7	54.1	1,006.3	15.5
3787	23:02 29/07/2017	24.6	54.1	1,006.3	15.4
3786	23:03 29/07/2017	24.5	54.2	1,006.4	15.3
3785	23:04 29/07/2017	24.4	54.3	1,006.4	15.3
3784	23:05 29/07/2017	24.3	54.4	1,006.3	15.2
3783	23:06 29/07/2017	24.2	54.6	1,006.3	15.1
3782	23:07 29/07/2017	24.2	54.7	1,006.3	15.1
3781	23:08 29/07/2017	24.1	54.8	1,006.2	15.1
3780	23:09 29/07/2017	24.1	54.9	1,006.3	15.1
3779	23:10 29/07/2017	24.0	55.0	1,006.3	15.0
3778	23:11 29/07/2017	24.0	55.1	1,006.2	15.0
3777	23:12 29/07/2017	23.9	55.2	1,006.3	14.9
3776	23:13 29/07/2017	23.9	55.2	1,006.3	14.9
3775	23:14 29/07/2017	23.9	55.3	1,006.3	15.0
3774	23:15 29/07/2017	23.8	55.3	1,006.4	14.9
3773	23:16 29/07/2017	23.8	55.4	1,006.3	14.9
3772	23:17 29/07/2017	23.8	55.5	1,006.4	14.9
3771	23:18 29/07/2017	23.8	55.5	1,006.4	14.9
3770	23:19 29/07/2017	23.7	55.6	1,006.3	14.8
3769	23:20 29/07/2017	23.7	55.7	1,006.3	14.8
3768	23:21 29/07/2017	23.7	55.7	1,006.4	14.8
3767	23:22 29/07/2017	23.6	55.8	1,006.4	14.8
3766	23:23 29/07/2017	23.6	55.8	1,006.3	14.8
3765	23:24 29/07/2017	23.6	56.0	1,006.4	14.8
3764	23:25 29/07/2017	23.6	56.0	1,006.3	14.8
3763	23:26 29/07/2017	23.6	56.0	1,006.3	14.8
3762	23:27 29/07/2017	23.5	56.1	1,006.3	14.7
3761	23:28 29/07/2017	23.5	56.1	1,006.3	14.7
3760	23:29 29/07/2017	23.5	56.2	1,006.3	14.7
3759	23:30 29/07/2017	23.5	56.2	1,006.3	14.7
3758	23:31 29/07/2017	23.5	56.2	1,006.3	14.7
3757	23:32 29/07/2017	23.5	56.2	1,006.3	14.7
3756	23:33 29/07/2017	23.5	56.3	1,006.4	14.8
3755	23:34 29/07/2017	23.5	56.3	1,006.4	14.8
3754	23:35 29/07/2017	23.5	56.3	1,006.4	14.8
3753	23:36 29/07/2017	23.4	56.3	1,006.4	14.7
3752	23:37 29/07/2017	23.4	56.4	1,006.3	14.7
3751	23:38 29/07/2017	23.4	56.4	1,006.4	14.7
3750	23:39 29/07/2017	23.4	56.4	1,006.4	14.7
3749	23:40 29/07/2017	23.4	56.4	1,006.4	14.7
3748	23:41 29/07/2017	23.4	56.4	1,006.4	14.7
3747	23:42 29/07/2017	23.4	56.4	1,006.4	14.7
3746	23:43 29/07/2017	23.4	56.4	1,006.5	14.7
3745	23:44 29/07/2017	23.4	56.5	1,006.4	14.7
3744	23:45 29/07/2017	23.4	56.5	1,006.4	14.7
3743	23:46 29/07/2017	23.3	56.5	1,006.3	14.6
3742	23:47 29/07/2017	23.3	56.5	1,006.3	14.6
3741	23:48 29/07/2017	23.3	56.5	1,006.3	14.6
3740	23:49 29/07/2017	23.3	56.5	1,006.3	14.6
3739	23:50 29/07/2017	23.3	56.5	1,006.4	14.6
3738	23:51 29/07/2017	23.3	56.5	1,006.4	14.6
3737	23:52 29/07/2017	23.3	56.5	1,006.3	14.6
3736	23:53 29/07/2017	23.3	56.5	1,006.4	14.6
3735	23:54 29/07/2017	23.3	56.5	1,006.3	14.6
3734	23:55 29/07/2017	23.3	56.5	1,006.4	14.6
3733	23:56 29/07/2017	23.3	56.5	1,006.4	14.6
3732	23:57 29/07/2017	23.3	56.5	1,006.3	14.6
3731	23:58 29/07/2017	23.3	56.5	1,006.4	14.6
3730	23:59 29/07/2017	23.3	56.6	1,006.4	14.6
3729	00:00 30/07/2017	23.3	56.6	1,006.4	14.6
3728	00:01 30/07/2017	23.2	56.6	1,006.5	14.5
3727	00:02 30/07/2017	23.2	56.6	1,006.4	14.5
3726	00:03 30/07/2017	23.2	56.6	1,006.4	14.5
3725	00:04 30/07/2017	23.2	56.6	1,006.4	14.5

Log	Timestamp	Temp	Humidity	Pressure	Dew Point
3724	00:05 30/07/2017	23.2	56.6	1,006.4	14.5
3723	00:06 30/07/2017	23.2	56.6	1,006.4	14.5
3722	00:07 30/07/2017	23.2	56.6	1,006.4	14.5
3721	00:08 30/07/2017	23.2	56.7	1,006.4	14.5
3720	00:09 30/07/2017	23.2	56.7	1,006.5	14.5
3719	00:10 30/07/2017	23.2	56.7	1,006.4	14.5
3718	00:11 30/07/2017	23.2	56.7	1,006.5	14.5
3717	00:12 30/07/2017	23.2	56.7	1,006.5	14.5
3716	00:13 30/07/2017	23.2	56.7	1,006.5	14.5
3715	00:14 30/07/2017	23.1	56.8	1,006.5	14.5
3714	00:15 30/07/2017	23.1	56.8	1,006.5	14.5
3713	00:16 30/07/2017	23.1	56.7	1,006.5	14.4
3712	00:17 30/07/2017	23.1	56.7	1,006.5	14.4
3711	00:18 30/07/2017	23.1	56.7	1,006.4	14.4
3710	00:19 30/07/2017	23.1	56.8	1,006.4	14.5
3709	00:20 30/07/2017	23.1	56.7	1,006.4	14.4
3708	00:21 30/07/2017	23.1	56.8	1,006.5	14.5
3707	00:22 30/07/2017	23.1	56.8	1,006.5	14.5
3706	00:23 30/07/2017	23.1	56.8	1,006.4	14.5
3705	00:24 30/07/2017	23.1	56.7	1,006.4	14.4
3704	00:25 30/07/2017	23.1	56.8	1,006.5	14.5
3703	00:26 30/07/2017	23.1	56.8	1,006.4	14.5
3702	00:27 30/07/2017	23.1	56.8	1,006.4	14.5
3701	00:28 30/07/2017	23.1	56.8	1,006.4	14.5
3700	00:29 30/07/2017	23.1	56.8	1,006.4	14.5
3699	00:30 30/07/2017	23.1	56.8	1,006.4	14.5
3698	00:31 30/07/2017	23.1	56.8	1,006.5	14.5
3697	00:32 30/07/2017	23.1	56.8	1,006.4	14.5
3696	00:33 30/07/2017	23.1	56.8	1,006.4	14.5
3695	00:34 30/07/2017	23.1	56.8	1,006.4	14.5
3694	00:35 30/07/2017	23.1	56.8	1,006.5	14.5
3693	00:36 30/07/2017	23.1	56.8	1,006.4	14.5
3692	00:37 30/07/2017	23.1	56.8	1,006.4	14.5
3691	00:38 30/07/2017	23.1	56.9	1,006.5	14.5
3690	00:39 30/07/2017	23.1	56.8	1,006.5	14.5
3689	00:40 30/07/2017	23.1	56.8	1,006.5	14.5
3688	00:41 30/07/2017	23.1	56.8	1,006.5	14.5
3687	00:42 30/07/2017	23.1	56.8	1,006.5	14.5
3686	00:43 30/07/2017	23.1	56.8	1,006.5	14.5
3685	00:44 30/07/2017	23.1	56.8	1,006.5	14.5
3684	00:45 30/07/2017	23.1	56.8	1,006.5	14.5
3683	00:46 30/07/2017	23.1	56.8	1,006.4	14.5
3682	00:47 30/07/2017	23.1	56.8	1,006.5	14.5
3681	00:48 30/07/2017	23.1	56.8	1,006.5	14.5
3680	00:49 30/07/2017	23.1	56.8	1,006.5	14.5
3679	00:50 30/07/2017	23.1	56.8	1,006.5	14.5
3678	00:51 30/07/2017	23.1	56.8	1,006.5	14.5
3677	00:52 30/07/2017	23.1	56.8	1,006.5	14.5
3676	00:53 30/07/2017	23.1	56.8	1,006.5	14.5
3675	00:54 30/07/2017	23.1	56.8	1,006.5	14.5
3674	00:55 30/07/2017	23.1	56.8	1,006.6	14.5
3673	00:56 30/07/2017	23.1	56.8	1,006.6	14.5
3672	00:57 30/07/2017	23.1	56.8	1,006.6	14.5
3671	00:58 30/07/2017	23.1	56.8	1,006.6	14.5
3670	00:59 30/07/2017	23.1	56.8	1,006.7	14.5
3669	01:00 30/07/2017	23.1	56.9	1,006.6	14.5
3668	01:01 30/07/2017	23.1	56.8	1,006.6	14.5
3667	01:02 30/07/2017	23.1	56.8	1,006.7	14.5
3666	01:03 30/07/2017	23.1	56.8	1,006.6	14.5
3665	01:04 30/07/2017	23.1	56.8	1,006.7	14.5
3664	01:05 30/07/2017	23.1	56.9	1,006.7	14.5
3663	01:06 30/07/2017	23.1	56.9	1,006.6	14.5
3662	01:07 30/07/2017	23.1	56.8	1,006.7	14.5
3661	01:08 30/07/2017	23.1	56.8	1,006.7	14.5
3660	01:09 30/07/2017	23.1	56.9	1,006.6	14.5

Log	Timestamp	Temp	Humidity	Pressure	Dew Point
3659	01:10 30/07/2017	23.1	56.9	1,006.7	14.5
3658	01:11 30/07/2017	23.0	56.9	1,006.6	14.4
3657	01:12 30/07/2017	23.0	56.9	1,006.6	14.4
3656	01:13 30/07/2017	23.0	56.9	1,006.7	14.4
3655	01:14 30/07/2017	23.0	56.9	1,006.6	14.4
3654	01:15 30/07/2017	23.0	56.9	1,006.6	14.4
3653	01:16 30/07/2017	23.0	56.9	1,006.7	14.4
3652	01:17 30/07/2017	23.0	56.9	1,006.6	14.4
3651	01:18 30/07/2017	23.0	56.9	1,006.6	14.4
3650	01:19 30/07/2017	23.0	57.0	1,006.7	14.4
3649	01:20 30/07/2017	23.0	57.0	1,006.7	14.4
3648	01:21 30/07/2017	23.0	57.0	1,006.7	14.4
3647	01:22 30/07/2017	23.0	57.0	1,006.8	14.4
3646	01:23 30/07/2017	23.0	57.0	1,006.8	14.4
3645	01:24 30/07/2017	23.0	57.0	1,006.8	14.4
3644	01:25 30/07/2017	23.0	57.0	1,006.8	14.4
3643	01:26 30/07/2017	23.0	57.0	1,006.7	14.4
3642	01:27 30/07/2017	23.0	57.0	1,006.7	14.4
3641	01:28 30/07/2017	23.0	57.0	1,006.8	14.4
3640	01:29 30/07/2017	23.0	57.0	1,006.8	14.4
3639	01:30 30/07/2017	23.0	57.0	1,006.7	14.4
3638	01:31 30/07/2017	23.0	57.1	1,006.7	14.4
3637	01:32 30/07/2017	23.0	57.1	1,006.7	14.4
3636	01:33 30/07/2017	23.0	57.1	1,006.7	14.4
3635	01:34 30/07/2017	23.0	57.1	1,006.7	14.4
3634	01:35 30/07/2017	23.0	57.1	1,006.7	14.4
3633	01:36 30/07/2017	23.0	57.1	1,006.7	14.4
3632	01:37 30/07/2017	23.0	57.1	1,006.7	14.4
3631	01:38 30/07/2017	22.9	57.1	1,006.7	14.3
3630	01:39 30/07/2017	22.9	57.1	1,006.7	14.3
3629	01:40 30/07/2017	22.9	57.1	1,006.7	14.3
3628	01:41 30/07/2017	22.9	57.1	1,006.7	14.3
3627	01:42 30/07/2017	22.9	57.1	1,006.8	14.3
3626	01:43 30/07/2017	22.9	57.2	1,006.7	14.3
3625	01:44 30/07/2017	22.9	57.2	1,006.7	14.3
3624	01:45 30/07/2017	22.9	57.2	1,006.8	14.3
3623	01:46 30/07/2017	22.9	57.2	1,006.8	14.3
3622	01:47 30/07/2017	22.9	57.2	1,006.8	14.3
3621	01:48 30/07/2017	22.9	57.2	1,006.8	14.3
3620	01:49 30/07/2017	22.9	57.2	1,006.8	14.3
3619	01:50 30/07/2017	22.9	57.2	1,006.8	14.3
3618	01:51 30/07/2017	22.9	57.2	1,006.8	14.3
3617	01:52 30/07/2017	22.9	57.2	1,006.9	14.3
3616	01:53 30/07/2017	22.9	57.2	1,006.9	14.3
3615	01:54 30/07/2017	22.9	57.2	1,006.9	14.3
3614	01:55 30/07/2017	22.9	57.2	1,006.9	14.3
3613	01:56 30/07/2017	22.9	57.2	1,007.0	14.3
3612	01:57 30/07/2017	22.9	57.2	1,007.0	14.3
3611	01:58 30/07/2017	22.9	57.2	1,006.9	14.3
3610	01:59 30/07/2017	22.9	57.2	1,006.9	14.3
3609	02:00 30/07/2017	22.9	57.2	1,006.9	14.3
3608	02:01 30/07/2017	22.9	57.2	1,007.0	14.3
3607	02:02 30/07/2017	22.9	57.2	1,007.0	14.3
3606	02:03 30/07/2017	22.9	57.2	1,006.9	14.3
3605	02:04 30/07/2017	22.9	57.2	1,006.9	14.3
3604	02:05 30/07/2017	22.9	57.2	1,006.9	14.3
3603	02:06 30/07/2017	22.9	57.2	1,006.9	14.3
3602	02:07 30/07/2017	22.9	57.2	1,007.0	14.3
3601	02:08 30/07/2017	22.9	57.3	1,007.0	14.4
3600	02:09 30/07/2017	22.9	57.3	1,006.9	14.4
3599	02:10 30/07/2017	22.9	57.3	1,006.9	14.4
3598	02:11 30/07/2017	22.9	57.3	1,007.0	14.4
3597	02:12 30/07/2017	22.9	57.3	1,006.9	14.4
3596	02:13 30/07/2017	22.9	57.3	1,006.9	14.4
3595	02:14 30/07/2017	22.8	57.3	1,007.0	14.3

Log	Timestamp	Temp	Humidity	Pressure	Dew Point
3594	02:15 30/07/2017	22.8	57.4	1,007.1	14.3
3593	02:16 30/07/2017	22.8	57.3	1,007.1	14.3
3592	02:17 30/07/2017	22.8	57.3	1,007.1	14.3
3591	02:18 30/07/2017	22.8	57.3	1,007.0	14.3
3590	02:19 30/07/2017	22.8	57.4	1,007.1	14.3
3589	02:20 30/07/2017	22.8	57.4	1,007.1	14.3
3588	02:21 30/07/2017	22.8	57.4	1,007.1	14.3
3587	02:22 30/07/2017	22.8	57.4	1,007.1	14.3
3586	02:23 30/07/2017	22.8	57.4	1,007.1	14.3
3585	02:24 30/07/2017	22.8	57.4	1,007.0	14.3
3584	02:25 30/07/2017	22.8	57.4	1,007.0	14.3
3583	02:26 30/07/2017	22.8	57.4	1,007.0	14.3
3582	02:27 30/07/2017	22.8	57.4	1,007.0	14.3
3581	02:28 30/07/2017	22.8	57.4	1,007.1	14.3
3580	02:29 30/07/2017	22.8	57.4	1,007.1	14.3
3579	02:30 30/07/2017	22.8	57.4	1,007.1	14.3
3578	02:31 30/07/2017	22.8	57.4	1,007.2	14.3
3577	02:32 30/07/2017	22.8	57.4	1,007.2	14.3
3576	02:33 30/07/2017	22.8	57.3	1,007.2	14.3
3575	02:34 30/07/2017	22.7	57.3	1,007.1	14.2
3574	02:35 30/07/2017	22.7	57.2	1,007.1	14.1
3573	02:36 30/07/2017	22.7	57.2	1,007.1	14.1
3572	02:37 30/07/2017	22.7	57.2	1,007.1	14.1
3571	02:38 30/07/2017	22.7	57.1	1,007.2	14.1
3570	02:39 30/07/2017	22.7	57.1	1,007.2	14.1
3569	02:40 30/07/2017	22.7	57.1	1,007.2	14.1
3568	02:41 30/07/2017	22.7	57.0	1,007.2	14.1
3567	02:42 30/07/2017	22.7	57.0	1,007.2	14.1
3566	02:43 30/07/2017	22.6	57.0	1,007.2	14.0
3565	02:44 30/07/2017	22.6	56.9	1,007.2	14.0
3564	02:45 30/07/2017	22.6	56.9	1,007.2	14.0
3563	02:46 30/07/2017	22.6	56.9	1,007.2	14.0
3562	02:47 30/07/2017	22.6	56.9	1,007.3	14.0
3561	02:48 30/07/2017	22.6	56.9	1,007.3	14.0
3560	02:49 30/07/2017	22.6	56.9	1,007.2	14.0
3559	02:50 30/07/2017	22.6	56.8	1,007.3	14.0
3558	02:51 30/07/2017	22.6	56.8	1,007.3	14.0
3557	02:52 30/07/2017	22.6	56.6	1,007.2	13.9
3556	02:53 30/07/2017	22.5	56.8	1,007.2	13.9
3555	02:54 30/07/2017	22.5	56.8	1,007.2	13.9
3554	02:55 30/07/2017	22.5	56.7	1,007.2	13.8
3553	02:56 30/07/2017	22.5	56.7	1,007.2	13.8
3552	02:57 30/07/2017	22.5	56.7	1,007.2	13.8
3551	02:58 30/07/2017	22.5	56.7	1,007.3	13.8
3550	02:59 30/07/2017	22.5	56.7	1,007.2	13.8
3549	03:00 30/07/2017	22.5	56.7	1,007.3	13.8
3548	03:01 30/07/2017	22.5	56.7	1,007.3	13.8
3547	03:02 30/07/2017	22.5	56.7	1,007.3	13.8
3546	03:03 30/07/2017	22.5	56.7	1,007.3	13.8
3545	03:04 30/07/2017	22.5	56.6	1,007.3	13.8
3544	03:05 30/07/2017	22.5	56.6	1,007.3	13.8
3543	03:06 30/07/2017	22.5	56.6	1,007.4	13.8
3542	03:07 30/07/2017	22.5	56.5	1,007.3	13.8
3541	03:08 30/07/2017	22.4	56.5	1,007.3	13.7
3540	03:09 30/07/2017	22.4	56.4	1,007.3	13.7
3539	03:10 30/07/2017	22.4	56.4	1,007.4	13.7
3538	03:11 30/07/2017	22.4	56.4	1,007.3	13.7
3537	03:12 30/07/2017	22.4	56.3	1,007.4	13.7
3536	03:13 30/07/2017	22.4	56.2	1,007.3	13.6
3535	03:14 30/07/2017	22.4	56.2	1,007.4	13.6
3534	03:15 30/07/2017	22.4	56.1	1,007.4	13.6
3533	03:16 30/07/2017	22.4	56.2	1,007.4	13.6
3532	03:17 30/07/2017	22.4	56.2	1,007.4	13.6
3531	03:18 30/07/2017	22.4	56.3	1,007.4	13.7
3530	03:19 30/07/2017	22.4	56.3	1,007.5	13.7

Log	Timestamp	Temp	Humidity	Pressure	Dew Point
3529	03:20 30/07/2017	22.4	56.3	1,007.5	13.7
3528	03:21 30/07/2017	22.4	56.2	1,007.5	13.6
3527	03:22 30/07/2017	22.4	56.1	1,007.5	13.6
3526	03:23 30/07/2017	22.4	56.0	1,007.5	13.6
3525	03:24 30/07/2017	22.4	56.0	1,007.6	13.6
3524	03:25 30/07/2017	22.4	55.9	1,007.6	13.6
3523	03:26 30/07/2017	22.3	55.9	1,007.5	13.5
3522	03:27 30/07/2017	22.3	55.8	1,007.6	13.5
3521	03:28 30/07/2017	22.3	55.8	1,007.6	13.5
3520	03:29 30/07/2017	22.3	55.8	1,007.6	13.5
3519	03:30 30/07/2017	22.3	55.7	1,007.5	13.4
3518	03:31 30/07/2017	22.3	55.7	1,007.6	13.4
3517	03:32 30/07/2017	22.3	55.7	1,007.5	13.4
3516	03:33 30/07/2017	22.3	55.6	1,007.6	13.4
3515	03:34 30/07/2017	22.3	55.5	1,007.6	13.4
3514	03:35 30/07/2017	22.3	55.5	1,007.6	13.4
3513	03:36 30/07/2017	22.3	55.5	1,007.6	13.4
3512	03:37 30/07/2017	22.3	55.5	1,007.6	13.4
3511	03:38 30/07/2017	22.3	55.4	1,007.6	13.4
3510	03:39 30/07/2017	22.3	55.4	1,007.6	13.4
3509	03:40 30/07/2017	22.3	55.4	1,007.6	13.4
3508	03:41 30/07/2017	22.3	55.5	1,007.8	13.4
3507	03:42 30/07/2017	22.3	55.5	1,007.7	13.4
3506	03:43 30/07/2017	22.2	55.5	1,007.7	13.3
3505	03:44 30/07/2017	22.2	55.4	1,007.7	13.3
3504	03:45 30/07/2017	22.2	55.3	1,007.8	13.3
3503	03:46 30/07/2017	22.2	55.2	1,007.8	13.2
3502	03:47 30/07/2017	22.2	55.3	1,007.7	13.3
3501	03:48 30/07/2017	22.2	55.2	1,007.8	13.2
3500	03:49 30/07/2017	22.2	55.2	1,007.8	13.2
3499	03:50 30/07/2017	22.2	55.1	1,007.7	13.2
3498	03:51 30/07/2017	22.2	55.1	1,007.7	13.2
3497	03:52 30/07/2017	22.2	55.1	1,007.7	13.2
3496	03:53 30/07/2017	22.2	55.1	1,007.7	13.2
3495	03:54 30/07/2017	22.2	55.1	1,007.7	13.2
3494	03:55 30/07/2017	22.2	55.1	1,007.7	13.2
3493	03:56 30/07/2017	22.2	55.1	1,007.8	13.2
3492	03:57 30/07/2017	22.2	55.0	1,007.7	13.2
3491	03:58 30/07/2017	22.3	55.0	1,007.7	13.3
3490	03:59 30/07/2017	22.3	54.9	1,007.8	13.3
3489	04:00 30/07/2017	22.3	54.9	1,007.8	13.3
3488	04:01 30/07/2017	22.3	54.8	1,007.8	13.3
3487	04:02 30/07/2017	22.3	54.9	1,007.7	13.3
3486	04:03 30/07/2017	22.3	55.0	1,007.8	13.3
3485	04:04 30/07/2017	22.3	55.0	1,007.8	13.3
3484	04:05 30/07/2017	22.3	54.9	1,007.7	13.3
3483	04:06 30/07/2017	22.3	54.9	1,007.8	13.3
3482	04:07 30/07/2017	22.3	54.9	1,007.9	13.3
3481	04:08 30/07/2017	22.3	55.0	1,007.8	13.3
3480	04:09 30/07/2017	22.3	55.0	1,007.8	13.3
3479	04:10 30/07/2017	22.3	55.0	1,007.8	13.3
3478	04:11 30/07/2017	22.3	55.0	1,007.8	13.3
3477	04:12 30/07/2017	22.3	55.0	1,007.9	13.3
3476	04:13 30/07/2017	22.3	55.1	1,007.9	13.3
3475	04:14 30/07/2017	22.3	55.1	1,007.8	13.3
3474	04:15 30/07/2017	22.3	55.2	1,007.8	13.3
3473	04:16 30/07/2017	22.3	55.2	1,007.9	13.3
3472	04:17 30/07/2017	22.3	55.2	1,007.8	13.3
3471	04:18 30/07/2017	22.3	55.3	1,007.8	13.4
3470	04:19 30/07/2017	22.3	55.3	1,007.8	13.4
3469	04:20 30/07/2017	22.2	55.3	1,007.8	13.3
3468	04:21 30/07/2017	22.2	55.3	1,007.8	13.3
3467	04:22 30/07/2017	22.3	55.4	1,007.8	13.4
3466	04:23 30/07/2017	22.2	55.4	1,007.9	13.3
3465	04:24 30/07/2017	22.2	55.4	1,007.9	13.3

Log	Timestamp	Temp	Humidity	Pressure	Dew Point
3464	04:25 30/07/2017	22.2	55.4	1,007.9	13.3
3463	04:26 30/07/2017	22.2	55.4	1,007.9	13.3
3462	04:27 30/07/2017	22.2	55.5	1,008.0	13.3
3461	04:28 30/07/2017	22.2	55.5	1,008.0	13.3
3460	04:29 30/07/2017	22.2	55.5	1,008.0	13.3
3459	04:30 30/07/2017	22.2	55.6	1,008.0	13.3
3458	04:31 30/07/2017	22.2	55.6	1,008.1	13.3
3457	04:32 30/07/2017	22.2	55.6	1,008.1	13.3
3456	04:33 30/07/2017	22.2	55.7	1,008.0	13.3
3455	04:34 30/07/2017	22.2	55.7	1,008.0	13.3
3454	04:35 30/07/2017	22.2	55.7	1,007.9	13.3
3453	04:36 30/07/2017	22.2	55.7	1,008.0	13.3
3452	04:37 30/07/2017	22.2	55.7	1,008.0	13.3
3451	04:38 30/07/2017	22.2	55.8	1,007.9	13.4
3450	04:39 30/07/2017	22.2	55.8	1,007.9	13.4
3449	04:40 30/07/2017	22.2	55.8	1,007.9	13.4
3448	04:41 30/07/2017	22.2	55.9	1,007.9	13.4
3447	04:42 30/07/2017	22.2	55.9	1,008.0	13.4
3446	04:43 30/07/2017	22.2	55.9	1,008.0	13.4
3445	04:44 30/07/2017	22.2	56.0	1,007.9	13.4
3444	04:45 30/07/2017	22.2	56.0	1,007.8	13.4
3443	04:46 30/07/2017	22.2	56.0	1,007.9	13.4
3442	04:47 30/07/2017	22.2	56.0	1,007.9	13.4
3441	04:48 30/07/2017	22.2	56.1	1,007.9	13.4
3440	04:49 30/07/2017	22.2	56.1	1,007.9	13.4
3439	04:50 30/07/2017	22.2	56.2	1,007.8	13.4
3438	04:51 30/07/2017	22.2	56.2	1,007.9	13.4
3437	04:52 30/07/2017	22.2	56.2	1,007.9	13.4
3436	04:53 30/07/2017	22.2	56.3	1,007.8	13.5
3435	04:54 30/07/2017	22.2	56.3	1,007.8	13.5
3434	04:55 30/07/2017	22.1	56.4	1,007.8	13.4
3433	04:56 30/07/2017	22.1	56.4	1,007.9	13.4
3432	04:57 30/07/2017	22.1	56.5	1,007.9	13.4
3431	04:58 30/07/2017	22.1	56.5	1,007.9	13.4
3430	04:59 30/07/2017	22.1	56.5	1,007.9	13.4
3429	05:00 30/07/2017	22.1	56.6	1,007.9	13.4
3428	05:01 30/07/2017	22.1	56.6	1,007.9	13.4
3427	05:02 30/07/2017	22.1	56.6	1,007.9	13.4
3426	05:03 30/07/2017	22.1	56.6	1,007.9	13.4
3425	05:04 30/07/2017	22.1	56.7	1,007.9	13.4
3424	05:05 30/07/2017	22.1	56.7	1,008.0	13.4
3423	05:06 30/07/2017	22.1	56.7	1,007.9	13.4
3422	05:07 30/07/2017	22.1	56.8	1,008.0	13.5
3421	05:08 30/07/2017	22.1	56.8	1,007.9	13.5
3420	05:09 30/07/2017	22.1	56.8	1,008.0	13.5
3419	05:10 30/07/2017	22.1	56.9	1,008.0	13.5
3418	05:11 30/07/2017	22.1	56.9	1,008.1	13.5
3417	05:12 30/07/2017	22.1	56.9	1,008.0	13.5
3416	05:13 30/07/2017	22.1	56.9	1,008.1	13.5
3415	05:14 30/07/2017	22.1	57.0	1,008.0	13.5
3414	05:15 30/07/2017	22.1	57.0	1,008.0	13.5
3413	05:16 30/07/2017	22.1	57.0	1,008.0	13.5
3412	05:17 30/07/2017	22.1	57.0	1,008.0	13.5
3411	05:18 30/07/2017	22.1	57.1	1,008.0	13.5
3410	05:19 30/07/2017	22.1	57.1	1,008.0	13.5
3409	05:20 30/07/2017	22.1	57.2	1,007.9	13.5
3408	05:21 30/07/2017	22.1	57.2	1,007.9	13.5
3407	05:22 30/07/2017	22.1	57.2	1,008.0	13.5
3406	05:23 30/07/2017	22.1	57.2	1,008.0	13.5
3405	05:24 30/07/2017	22.1	57.3	1,008.0	13.6
3404	05:25 30/07/2017	22.1	57.3	1,008.0	13.6
3403	05:26 30/07/2017	22.1	57.3	1,008.1	13.6
3402	05:27 30/07/2017	22.1	57.3	1,008.1	13.6
3401	05:28 30/07/2017	22.0	57.4	1,008.0	13.5
3400	05:29 30/07/2017	22.0	57.4	1,008.0	13.5

Log	Timestamp	Temp	Humidity	Pressure	Dew Point
3399	05:30 30/07/2017	22.0	57.4	1,008.0	13.5
3398	05:31 30/07/2017	22.0	57.4	1,008.0	13.5
3397	05:32 30/07/2017	22.0	57.4	1,007.9	13.5
3396	05:33 30/07/2017	22.0	57.5	1,007.9	13.5
3395	05:34 30/07/2017	22.0	57.5	1,007.8	13.5
3394	05:35 30/07/2017	22.0	57.5	1,007.9	13.5
3393	05:36 30/07/2017	22.0	57.5	1,007.8	13.5
3392	05:37 30/07/2017	22.0	57.6	1,007.9	13.5
3391	05:38 30/07/2017	22.0	57.6	1,007.8	13.5
3390	05:39 30/07/2017	22.0	57.6	1,007.9	13.5
3389	05:40 30/07/2017	22.0	57.6	1,007.9	13.5
3388	05:41 30/07/2017	22.0	57.6	1,008.0	13.5
3387	05:42 30/07/2017	22.0	57.6	1,008.0	13.5
3386	05:43 30/07/2017	22.0	57.7	1,008.0	13.5
3385	05:44 30/07/2017	22.0	57.7	1,007.9	13.5
3384	05:45 30/07/2017	22.0	57.7	1,007.9	13.5
3383	05:46 30/07/2017	22.0	57.7	1,007.9	13.5
3382	05:47 30/07/2017	22.0	57.8	1,007.8	13.6
3381	05:48 30/07/2017	22.0	57.8	1,007.8	13.6
3380	05:49 30/07/2017	22.0	57.8	1,007.8	13.6
3379	05:50 30/07/2017	22.0	57.8	1,007.9	13.6
3378	05:51 30/07/2017	22.0	57.8	1,007.8	13.6
3377	05:52 30/07/2017	22.0	57.8	1,007.8	13.6
3376	05:53 30/07/2017	22.0	57.8	1,007.8	13.6
3375	05:54 30/07/2017	22.0	57.9	1,007.8	13.6
3374	05:55 30/07/2017	22.0	57.9	1,007.8	13.6
3373	05:56 30/07/2017	22.0	57.9	1,007.9	13.6
3372	05:57 30/07/2017	22.0	57.9	1,007.8	13.6
3371	05:58 30/07/2017	22.0	57.9	1,007.9	13.6
3370	05:59 30/07/2017	22.0	57.9	1,007.8	13.6
3369	06:00 30/07/2017	22.0	58.0	1,007.8	13.6
3368	06:01 30/07/2017	22.0	58.0	1,007.8	13.6
3367	06:02 30/07/2017	22.0	58.0	1,007.8	13.6
3366	06:03 30/07/2017	21.9	58.0	1,007.7	13.5
3365	06:04 30/07/2017	21.9	58.0	1,007.7	13.5
3364	06:05 30/07/2017	21.9	58.1	1,007.7	13.5
3363	06:06 30/07/2017	21.9	58.1	1,007.7	13.5
3362	06:07 30/07/2017	21.9	58.1	1,007.8	13.5
3361	06:08 30/07/2017	21.9	58.1	1,007.8	13.5
3360	06:09 30/07/2017	21.9	58.1	1,007.8	13.5
3359	06:10 30/07/2017	21.9	58.1	1,007.8	13.5
3358	06:11 30/07/2017	21.9	58.2	1,007.7	13.5
3357	06:12 30/07/2017	21.9	58.2	1,007.8	13.5
3356	06:13 30/07/2017	21.9	58.2	1,007.7	13.5
3355	06:14 30/07/2017	21.9	58.2	1,007.7	13.5
3354	06:15 30/07/2017	21.9	58.2	1,007.7	13.5
3353	06:16 30/07/2017	21.9	58.2	1,007.7	13.5
3352	06:17 30/07/2017	21.9	58.2	1,007.7	13.5
3351	06:18 30/07/2017	21.9	58.2	1,007.8	13.5
3350	06:19 30/07/2017	21.9	58.3	1,007.8	13.6
3349	06:20 30/07/2017	21.9	58.3	1,007.8	13.6
3348	06:21 30/07/2017	21.9	58.3	1,007.7	13.6
3347	06:22 30/07/2017	21.9	58.3	1,007.8	13.6
3346	06:23 30/07/2017	21.9	58.3	1,007.8	13.6
3345	06:24 30/07/2017	21.9	58.3	1,007.8	13.6
3344	06:25 30/07/2017	21.9	58.3	1,007.9	13.6
3343	06:26 30/07/2017	21.9	58.4	1,007.9	13.6
3342	06:27 30/07/2017	21.9	58.4	1,007.9	13.6
3341	06:28 30/07/2017	21.9	58.4	1,007.9	13.6
3340	06:29 30/07/2017	21.9	58.4	1,007.8	13.6
3339	06:30 30/07/2017	21.9	58.4	1,007.7	13.6
3338	06:31 30/07/2017	21.9	58.4	1,007.8	13.6
3337	06:32 30/07/2017	21.9	58.4	1,007.8	13.6
3336	06:33 30/07/2017	21.8	58.4	1,007.8	13.5
3335	06:34 30/07/2017	21.8	58.5	1,007.8	13.5

Log	Timestamp	Temp	Humidity	Pressure	Dew Point
3334	06:35 30/07/2017	21.8	58.5	1,007.8	13.5
3333	06:36 30/07/2017	21.8	58.5	1,007.8	13.5
3332	06:37 30/07/2017	21.8	58.5	1,007.8	13.5
3331	06:38 30/07/2017	21.8	58.5	1,007.9	13.5
3330	06:39 30/07/2017	21.8	58.5	1,007.8	13.5
3329	06:40 30/07/2017	21.8	58.5	1,007.7	13.5
3328	06:41 30/07/2017	21.8	58.5	1,007.7	13.5
3327	06:42 30/07/2017	21.8	58.5	1,007.6	13.5
3326	06:43 30/07/2017	21.8	58.5	1,007.6	13.5
3325	06:44 30/07/2017	21.8	58.5	1,007.6	13.5
3324	06:45 30/07/2017	21.8	58.5	1,007.5	13.5
3323	06:46 30/07/2017	21.8	58.6	1,007.5	13.5
3322	06:47 30/07/2017	21.8	58.5	1,007.5	13.5
3321	06:48 30/07/2017	21.8	58.6	1,007.5	13.5
3320	06:49 30/07/2017	21.8	58.6	1,007.5	13.5
3319	06:50 30/07/2017	21.8	58.6	1,007.5	13.5
3318	06:51 30/07/2017	21.8	58.6	1,007.5	13.5
3317	06:52 30/07/2017	21.8	58.6	1,007.5	13.5
3316	06:53 30/07/2017	21.8	58.6	1,007.5	13.5
3315	06:54 30/07/2017	21.8	58.6	1,007.5	13.5
3314	06:55 30/07/2017	21.8	58.6	1,007.5	13.5
3313	06:56 30/07/2017	21.8	58.6	1,007.5	13.5
3312	06:57 30/07/2017	21.8	58.6	1,007.6	13.5
3311	06:58 30/07/2017	21.8	58.6	1,007.7	13.5
3310	06:59 30/07/2017	21.8	58.7	1,007.7	13.5
3309	07:00 30/07/2017	21.8	58.7	1,007.7	13.5
3308	07:01 30/07/2017	21.8	58.7	1,007.7	13.5
3307	07:02 30/07/2017	21.8	58.7	1,007.7	13.5
3306	07:03 30/07/2017	21.8	58.7	1,007.7	13.5
3305	07:04 30/07/2017	21.8	58.7	1,007.7	13.5
3304	07:05 30/07/2017	21.7	58.7	1,007.6	13.4
3303	07:06 30/07/2017	21.8	58.7	1,007.6	13.5
3302	07:07 30/07/2017	21.7	58.7	1,007.6	13.4
3301	07:08 30/07/2017	21.8	58.7	1,007.5	13.5
3300	07:09 30/07/2017	21.8	58.8	1,007.5	13.6
3299	07:10 30/07/2017	21.7	58.8	1,007.5	13.5
3298	07:11 30/07/2017	21.7	58.8	1,007.5	13.5
3297	07:12 30/07/2017	21.7	58.8	1,007.5	13.5
3296	07:13 30/07/2017	21.7	58.8	1,007.6	13.5
3295	07:14 30/07/2017	21.7	58.8	1,007.6	13.5
3294	07:15 30/07/2017	21.7	58.8	1,007.6	13.5
3293	07:16 30/07/2017	21.7	58.8	1,007.6	13.5
3292	07:17 30/07/2017	21.7	58.8	1,007.6	13.5
3291	07:18 30/07/2017	21.7	58.8	1,007.6	13.5
3290	07:19 30/07/2017	21.7	58.8	1,007.6	13.5
3289	07:20 30/07/2017	21.7	58.8	1,007.6	13.5
3288	07:21 30/07/2017	21.7	58.8	1,007.6	13.5
3287	07:22 30/07/2017	21.7	58.8	1,007.6	13.5
3286	07:23 30/07/2017	21.7	58.9	1,007.6	13.5
3285	07:24 30/07/2017	21.7	58.8	1,007.6	13.5
3284	07:25 30/07/2017	21.7	58.9	1,007.6	13.5
3283	07:26 30/07/2017	21.7	58.9	1,007.6	13.5
3282	07:27 30/07/2017	21.7	58.9	1,007.7	13.5
3281	07:28 30/07/2017	21.7	58.9	1,007.6	13.5
3280	07:29 30/07/2017	21.7	58.9	1,007.6	13.5
3279	07:30 30/07/2017	21.7	58.9	1,007.7	13.5
3278	07:31 30/07/2017	21.7	58.9	1,007.7	13.5
3277	07:32 30/07/2017	21.7	58.9	1,007.6	13.5
3276	07:33 30/07/2017	21.7	58.9	1,007.6	13.5
3275	07:34 30/07/2017	21.7	58.9	1,007.6	13.5
3274	07:35 30/07/2017	21.7	58.9	1,007.5	13.5
3273	07:36 30/07/2017	21.7	58.9	1,007.4	13.5
3272	07:37 30/07/2017	21.7	58.9	1,007.4	13.5
3271	07:38 30/07/2017	21.7	58.9	1,007.4	13.5
3270	07:39 30/07/2017	21.7	58.9	1,007.4	13.5

Log	Timestamp	Temp	Humidity	Pressure	Dew Point
3269	07:40 30/07/2017	21.7	58.9	1,007.4	13.5
3268	07:41 30/07/2017	21.7	59.0	1,007.4	13.5
3267	07:42 30/07/2017	21.7	59.0	1,007.4	13.5
3266	07:43 30/07/2017	21.7	59.0	1,007.4	13.5
3265	07:44 30/07/2017	21.7	59.0	1,007.4	13.5
3264	07:45 30/07/2017	21.7	59.0	1,007.4	13.5
3263	07:46 30/07/2017	21.7	59.0	1,007.5	13.5
3262	07:47 30/07/2017	21.7	59.0	1,007.4	13.5
3261	07:48 30/07/2017	21.7	59.0	1,007.5	13.5
3260	07:49 30/07/2017	21.7	59.0	1,007.4	13.5
3259	07:50 30/07/2017	21.7	59.0	1,007.3	13.5
3258	07:51 30/07/2017	21.6	59.0	1,007.3	13.4
3257	07:52 30/07/2017	21.7	59.0	1,007.3	13.5
3256	07:53 30/07/2017	21.7	59.0	1,007.3	13.5
3255	07:54 30/07/2017	21.7	59.0	1,007.3	13.5
3254	07:55 30/07/2017	21.6	59.0	1,007.3	13.4
3253	07:56 30/07/2017	21.7	59.0	1,007.4	13.5
3252	07:57 30/07/2017	21.6	59.0	1,007.3	13.4
3251	07:58 30/07/2017	21.6	59.1	1,007.4	13.4
3250	07:59 30/07/2017	21.6	59.0	1,007.4	13.4
3249	08:00 30/07/2017	21.6	59.1	1,007.4	13.4
3248	08:01 30/07/2017	21.6	59.1	1,007.4	13.4
3247	08:02 30/07/2017	21.6	59.1	1,007.5	13.4
3246	08:03 30/07/2017	21.6	59.1	1,007.5	13.4
3245	08:04 30/07/2017	21.6	59.1	1,007.4	13.4
3244	08:05 30/07/2017	21.6	59.1	1,007.5	13.4
3243	08:06 30/07/2017	21.6	59.1	1,007.4	13.4
3242	08:07 30/07/2017	21.6	59.1	1,007.5	13.4
3241	08:08 30/07/2017	21.6	59.1	1,007.4	13.4
3240	08:09 30/07/2017	21.6	59.1	1,007.5	13.4
3239	08:10 30/07/2017	21.6	59.1	1,007.4	13.4
3238	08:11 30/07/2017	21.6	59.1	1,007.5	13.4
3237	08:12 30/07/2017	21.6	59.1	1,007.4	13.4
3236	08:13 30/07/2017	21.6	59.1	1,007.5	13.4
3235	08:14 30/07/2017	21.6	59.1	1,007.5	13.4
3234	08:15 30/07/2017	21.6	59.1	1,007.5	13.4
3233	08:16 30/07/2017	21.6	59.2	1,007.6	13.4
3232	08:17 30/07/2017	21.6	59.2	1,007.5	13.4
3231	08:18 30/07/2017	21.6	59.2	1,007.5	13.4
3230	08:19 30/07/2017	21.6	59.2	1,007.4	13.4
3229	08:20 30/07/2017	21.6	59.2	1,007.4	13.4
3228	08:21 30/07/2017	21.6	59.2	1,007.4	13.4
3227	08:22 30/07/2017	21.6	59.2	1,007.4	13.4
3226	08:23 30/07/2017	21.6	59.2	1,007.4	13.4
3225	08:24 30/07/2017	21.6	59.2	1,007.3	13.4
3224	08:25 30/07/2017	21.6	59.2	1,007.4	13.4
3223	08:26 30/07/2017	21.6	59.2	1,007.4	13.4
3222	08:27 30/07/2017	21.6	59.2	1,007.3	13.4
3221	08:28 30/07/2017	21.6	59.2	1,007.4	13.4
3220	08:29 30/07/2017	21.6	59.2	1,007.3	13.4
3219	08:30 30/07/2017	21.6	59.2	1,007.3	13.4
3218	08:31 30/07/2017	21.6	59.3	1,007.3	13.5
3217	08:32 30/07/2017	21.6	59.3	1,007.3	13.5
3216	08:33 30/07/2017	21.5	59.3	1,007.3	13.4
3215	08:34 30/07/2017	21.6	59.3	1,007.3	13.5
3214	08:35 30/07/2017	21.6	59.3	1,007.3	13.5
3213	08:36 30/07/2017	21.5	59.3	1,007.4	13.4
3212	08:37 30/07/2017	21.5	59.3	1,007.4	13.4
3211	08:38 30/07/2017	21.5	59.3	1,007.5	13.4
3210	08:39 30/07/2017	21.6	59.3	1,007.4	13.5
3209	08:40 30/07/2017	21.5	59.3	1,007.5	13.4
3208	08:41 30/07/2017	21.5	59.3	1,007.5	13.4
3207	08:42 30/07/2017	21.5	59.3	1,007.4	13.4
3206	08:43 30/07/2017	21.5	59.3	1,007.5	13.4
3205	08:44 30/07/2017	21.5	59.3	1,007.5	13.4

Log	Timestamp	Temp	Humidity	Pressure	Dew Point
3204	08:45 30/07/2017	21.5	59.3	1,007.5	13.4
3203	08:46 30/07/2017	21.5	59.3	1,007.5	13.4
3202	08:47 30/07/2017	21.5	59.4	1,007.5	13.4
3201	08:48 30/07/2017	21.5	59.4	1,007.4	13.4
3200	08:49 30/07/2017	21.5	59.4	1,007.4	13.4
3199	08:50 30/07/2017	21.5	59.4	1,007.4	13.4
3198	08:51 30/07/2017	21.5	59.4	1,007.4	13.4
3197	08:52 30/07/2017	21.5	59.4	1,007.4	13.4
3196	08:53 30/07/2017	21.5	59.4	1,007.4	13.4
3195	08:54 30/07/2017	21.5	59.4	1,007.4	13.4
3194	08:55 30/07/2017	21.5	59.4	1,007.4	13.4
3193	08:56 30/07/2017	21.5	59.4	1,007.3	13.4
3192	08:57 30/07/2017	21.5	59.4	1,007.4	13.4
3191	08:58 30/07/2017	21.5	59.4	1,007.4	13.4
3190	08:59 30/07/2017	21.5	59.4	1,007.4	13.4
3189	09:00 30/07/2017	21.5	59.4	1,007.4	13.4
3188	09:01 30/07/2017	21.5	59.4	1,007.3	13.4
3187	09:02 30/07/2017	21.5	59.4	1,007.3	13.4
3186	09:03 30/07/2017	21.5	59.5	1,007.3	13.4
3185	09:04 30/07/2017	21.5	59.5	1,007.3	13.4
3184	09:05 30/07/2017	21.5	59.5	1,007.4	13.4
3183	09:06 30/07/2017	21.5	59.5	1,007.3	13.4
3182	09:07 30/07/2017	21.5	59.5	1,007.3	13.4
3181	09:08 30/07/2017	21.5	59.5	1,007.2	13.4
3180	09:09 30/07/2017	21.5	59.5	1,007.2	13.4
3179	09:10 30/07/2017	21.5	59.5	1,007.2	13.4
3178	09:11 30/07/2017	21.5	59.5	1,007.2	13.4
3177	09:12 30/07/2017	21.5	59.6	1,007.2	13.4
3176	09:13 30/07/2017	21.5	59.6	1,007.2	13.4
3175	09:14 30/07/2017	21.5	59.6	1,007.2	13.4
3174	09:15 30/07/2017	21.5	59.6	1,007.0	13.4
3173	09:16 30/07/2017	21.5	59.6	1,007.0	13.4
3172	09:17 30/07/2017	21.4	59.6	1,007.0	13.3
3171	09:18 30/07/2017	21.5	59.6	1,007.0	13.4
3170	09:19 30/07/2017	21.5	59.6	1,006.9	13.4
3169	09:20 30/07/2017	21.4	59.6	1,006.9	13.3
3168	09:21 30/07/2017	21.5	59.6	1,006.9	13.4
3167	09:22 30/07/2017	21.4	59.6	1,006.9	13.3
3166	09:23 30/07/2017	21.4	59.7	1,006.8	13.3
3165	09:24 30/07/2017	21.4	59.6	1,006.7	13.3
3164	09:25 30/07/2017	21.4	59.6	1,006.7	13.3
3163	09:26 30/07/2017	21.4	59.7	1,006.7	13.3
3162	09:27 30/07/2017	21.4	59.7	1,006.7	13.3
3161	09:28 30/07/2017	21.4	59.7	1,006.7	13.3
3160	09:29 30/07/2017	21.4	59.7	1,006.7	13.3
3159	09:30 30/07/2017	21.4	59.7	1,006.7	13.3
3158	09:31 30/07/2017	21.4	59.7	1,006.7	13.3
3157	09:32 30/07/2017	21.4	59.7	1,006.8	13.3
3156	09:33 30/07/2017	21.4	59.7	1,006.8	13.3
3155	09:34 30/07/2017	21.4	59.7	1,006.9	13.3
3154	09:35 30/07/2017	21.4	59.8	1,007.0	13.4
3153	09:36 30/07/2017	21.4	59.8	1,007.0	13.4
3152	09:37 30/07/2017	21.4	59.8	1,007.1	13.4
3151	09:38 30/07/2017	21.4	59.8	1,007.1	13.4
3150	09:39 30/07/2017	21.4	59.8	1,007.1	13.4
3149	09:40 30/07/2017	21.4	59.8	1,007.1	13.4
3148	09:41 30/07/2017	21.4	59.8	1,007.0	13.4
3147	09:42 30/07/2017	21.4	59.8	1,007.1	13.4
3146	09:43 30/07/2017	21.4	59.8	1,007.1	13.4
3145	09:44 30/07/2017	21.4	59.8	1,007.1	13.4
3144	09:45 30/07/2017	21.4	59.9	1,007.1	13.4
3143	09:46 30/07/2017	21.4	59.9	1,007.1	13.4
3142	09:47 30/07/2017	21.4	59.9	1,007.1	13.4
3141	09:48 30/07/2017	21.4	59.9	1,007.1	13.4
3140	09:49 30/07/2017	21.4	59.9	1,007.1	13.4

Log	Timestamp	Temp	Humidity	Pressure	Dew Point
3139	09:50 30/07/2017	21.4	59.9	1,007.0	13.4
3138	09:51 30/07/2017	21.4	59.9	1,007.0	13.4
3137	09:52 30/07/2017	21.4	59.9	1,007.0	13.4
3136	09:53 30/07/2017	21.4	59.9	1,007.0	13.4
3135	09:54 30/07/2017	21.4	59.9	1,006.9	13.4
3134	09:55 30/07/2017	21.4	60.0	1,007.0	13.4
3133	09:56 30/07/2017	21.4	60.0	1,006.8	13.4
3132	09:57 30/07/2017	21.4	60.0	1,006.9	13.4
3131	09:58 30/07/2017	21.4	60.0	1,006.9	13.4
3130	09:59 30/07/2017	21.4	60.0	1,006.9	13.4
3129	10:00 30/07/2017	21.4	60.0	1,006.8	13.4
3128	10:01 30/07/2017	21.3	60.0	1,006.8	13.3
3127	10:02 30/07/2017	21.3	60.0	1,006.9	13.3
3126	10:03 30/07/2017	21.4	60.0	1,006.9	13.4
3125	10:04 30/07/2017	21.3	60.0	1,006.9	13.3
3124	10:05 30/07/2017	21.3	60.1	1,007.0	13.3
3123	10:06 30/07/2017	21.3	60.1	1,006.9	13.3
3122	10:07 30/07/2017	21.3	60.1	1,006.9	13.3
3121	10:08 30/07/2017	21.3	60.1	1,006.9	13.3
3120	10:09 30/07/2017	21.3	60.1	1,006.8	13.3
3119	10:10 30/07/2017	21.3	60.1	1,006.9	13.3
3118	10:11 30/07/2017	21.3	60.1	1,006.9	13.3
3117	10:12 30/07/2017	21.3	60.1	1,006.9	13.3
3116	10:13 30/07/2017	21.3	60.1	1,006.9	13.3
3115	10:14 30/07/2017	21.3	60.1	1,006.9	13.3
3114	10:15 30/07/2017	21.3	60.1	1,007.0	13.3
3113	10:16 30/07/2017	21.3	60.1	1,007.0	13.3
3112	10:17 30/07/2017	21.3	60.1	1,007.0	13.3
3111	10:18 30/07/2017	21.3	60.2	1,007.0	13.3
3110	10:19 30/07/2017	21.3	60.2	1,006.9	13.3
3109	10:20 30/07/2017	21.3	60.2	1,006.9	13.3
3108	10:21 30/07/2017	21.3	60.2	1,007.0	13.3
3107	10:22 30/07/2017	21.3	60.2	1,006.9	13.3
3106	10:23 30/07/2017	21.3	60.2	1,007.0	13.3
3105	10:24 30/07/2017	21.3	60.2	1,007.0	13.3
3104	10:25 30/07/2017	21.3	60.2	1,007.0	13.3
3103	10:26 30/07/2017	21.3	60.2	1,006.9	13.3
3102	10:27 30/07/2017	21.3	60.3	1,006.9	13.4
3101	10:28 30/07/2017	21.3	60.3	1,006.9	13.4
3100	10:29 30/07/2017	21.3	60.3	1,007.0	13.4
3099	10:30 30/07/2017	21.3	60.3	1,007.0	13.4
3098	10:31 30/07/2017	21.3	60.3	1,007.0	13.4
3097	10:32 30/07/2017	21.3	60.3	1,007.1	13.4
3096	10:33 30/07/2017	21.3	60.3	1,007.0	13.4
3095	10:34 30/07/2017	21.3	60.3	1,007.0	13.4
3094	10:35 30/07/2017	21.3	60.3	1,007.0	13.4
3093	10:36 30/07/2017	21.3	60.3	1,006.9	13.4
3092	10:37 30/07/2017	21.3	60.3	1,006.9	13.4
3091	10:38 30/07/2017	21.3	60.3	1,007.0	13.4
3090	10:39 30/07/2017	21.3	60.4	1,006.9	13.4
3089	10:40 30/07/2017	21.3	60.4	1,006.9	13.4
3088	10:41 30/07/2017	21.3	60.4	1,006.8	13.4
3087	10:42 30/07/2017	21.3	60.4	1,006.9	13.4
3086	10:43 30/07/2017	21.3	60.4	1,006.9	13.4
3085	10:44 30/07/2017	21.3	60.4	1,006.8	13.4
3084	10:45 30/07/2017	21.3	60.4	1,006.9	13.4
3083	10:46 30/07/2017	21.3	60.4	1,006.8	13.4
3082	10:47 30/07/2017	21.3	60.4	1,006.8	13.4
3081	10:48 30/07/2017	21.3	60.4	1,006.9	13.4
3080	10:49 30/07/2017	21.3	60.4	1,006.8	13.4
3079	10:50 30/07/2017	21.3	60.4	1,006.9	13.4
3078	10:51 30/07/2017	21.3	60.4	1,006.9	13.4
3077	10:52 30/07/2017	21.3	60.4	1,006.9	13.4
3076	10:53 30/07/2017	21.3	60.4	1,006.9	13.4
3075	10:54 30/07/2017	21.3	60.5	1,006.8	13.4

Log	Timestamp	Temp	Humidity	Pressure	Dew Point
3074	10:55 30/07/2017	21.3	60.5	1,006.8	13.4
3073	10:56 30/07/2017	21.3	60.5	1,006.9	13.4
3072	10:57 30/07/2017	21.3	60.5	1,006.8	13.4
3071	10:58 30/07/2017	21.3	60.5	1,006.8	13.4
3070	10:59 30/07/2017	21.3	60.5	1,006.8	13.4
3069	11:00 30/07/2017	21.3	60.5	1,006.8	13.4
3068	11:01 30/07/2017	21.3	60.5	1,006.7	13.4
3067	11:02 30/07/2017	21.3	60.5	1,006.8	13.4
3066	11:03 30/07/2017	21.3	60.5	1,006.7	13.4
3065	11:04 30/07/2017	21.3	60.5	1,006.7	13.4
3064	11:05 30/07/2017	21.3	60.6	1,006.6	13.4
3063	11:06 30/07/2017	21.3	60.6	1,006.6	13.4
3062	11:07 30/07/2017	21.3	60.6	1,006.7	13.4
3061	11:08 30/07/2017	21.3	60.6	1,006.7	13.4
3060	11:09 30/07/2017	21.3	60.6	1,006.8	13.4
3059	11:10 30/07/2017	21.3	60.6	1,006.7	13.4
3058	11:11 30/07/2017	21.3	60.6	1,006.7	13.4
3057	11:12 30/07/2017	21.3	60.6	1,006.7	13.4
3056	11:13 30/07/2017	21.3	60.6	1,006.6	13.4
3055	11:14 30/07/2017	21.3	60.6	1,006.6	13.4
3054	11:15 30/07/2017	21.3	60.6	1,006.6	13.4
3053	11:16 30/07/2017	21.3	60.6	1,006.5	13.4
3052	11:17 30/07/2017	21.2	60.7	1,006.6	13.3
3051	11:18 30/07/2017	21.3	60.7	1,006.5	13.4
3050	11:19 30/07/2017	21.3	60.7	1,006.6	13.4
3049	11:20 30/07/2017	21.3	60.7	1,006.6	13.4
3048	11:21 30/07/2017	21.3	60.7	1,006.6	13.4
3047	11:22 30/07/2017	21.3	60.7	1,006.6	13.4
3046	11:23 30/07/2017	21.2	60.7	1,006.6	13.3
3045	11:24 30/07/2017	21.2	60.7	1,006.6	13.3
3044	11:25 30/07/2017	21.2	60.7	1,006.7	13.3
3043	11:26 30/07/2017	21.2	60.7	1,006.7	13.3
3042	11:27 30/07/2017	21.2	60.8	1,006.6	13.4
3041	11:28 30/07/2017	21.2	60.8	1,006.6	13.4
3040	11:29 30/07/2017	21.2	60.8	1,006.6	13.4
3039	11:30 30/07/2017	21.2	60.8	1,006.7	13.4
3038	11:31 30/07/2017	21.2	60.8	1,006.7	13.4
3037	11:32 30/07/2017	21.2	60.8	1,006.7	13.4
3036	11:33 30/07/2017	21.2	60.8	1,006.7	13.4
3035	11:34 30/07/2017	21.2	60.8	1,006.7	13.4
3034	11:35 30/07/2017	21.2	60.8	1,006.7	13.4
3033	11:36 30/07/2017	21.2	60.8	1,006.7	13.4
3032	11:37 30/07/2017	21.2	60.8	1,006.6	13.4
3031	11:38 30/07/2017	21.2	60.9	1,006.6	13.4
3030	11:39 30/07/2017	21.2	60.9	1,006.6	13.4
3029	11:40 30/07/2017	21.2	60.9	1,006.5	13.4
3028	11:41 30/07/2017	21.2	60.9	1,006.5	13.4
3027	11:42 30/07/2017	21.2	60.9	1,006.4	13.4
3026	11:43 30/07/2017	21.2	60.9	1,006.5	13.4
3025	11:44 30/07/2017	21.2	60.9	1,006.5	13.4
3024	11:45 30/07/2017	21.2	60.9	1,006.5	13.4
3023	11:46 30/07/2017	21.2	60.9	1,006.6	13.4
3022	11:47 30/07/2017	21.2	61.0	1,006.6	13.4
3021	11:48 30/07/2017	21.2	61.0	1,006.6	13.4
3020	11:49 30/07/2017	21.2	61.0	1,006.7	13.4
3019	11:50 30/07/2017	21.2	61.0	1,006.8	13.4
3018	11:51 30/07/2017	21.2	61.0	1,006.7	13.4
3017	11:52 30/07/2017	21.2	61.0	1,006.6	13.4
3016	11:53 30/07/2017	21.2	61.0	1,006.5	13.4
3015	11:54 30/07/2017	21.2	61.0	1,006.5	13.4
3014	11:55 30/07/2017	21.2	61.0	1,006.5	13.4
3013	11:56 30/07/2017	21.2	61.0	1,006.5	13.4
3012	11:57 30/07/2017	21.2	61.0	1,006.6	13.4
3011	11:58 30/07/2017	21.2	61.0	1,006.6	13.4
3010	11:59 30/07/2017	21.2	61.0	1,006.5	13.4

Log	Timestamp	Temp	Humidity	Pressure	Dew Point
3009	12:00 30/07/2017	21.2	61.0	1,006.5	13.4
3008	12:01 30/07/2017	21.2	61.0	1,006.5	13.4
3007	12:02 30/07/2017	21.2	61.1	1,006.4	13.4
3006	12:03 30/07/2017	21.2	61.1	1,006.5	13.4
3005	12:04 30/07/2017	21.2	61.1	1,006.6	13.4
3004	12:05 30/07/2017	21.2	61.1	1,006.6	13.4
3003	12:06 30/07/2017	21.2	61.1	1,006.5	13.4
3002	12:07 30/07/2017	21.2	61.1	1,006.6	13.4
3001	12:08 30/07/2017	21.2	61.1	1,006.5	13.4
3000	12:09 30/07/2017	21.2	61.1	1,006.4	13.4
2999	12:10 30/07/2017	21.2	61.1	1,006.5	13.4
2998	12:11 30/07/2017	21.2	61.2	1,006.5	13.4
2997	12:12 30/07/2017	21.2	61.1	1,006.5	13.4
2996	12:13 30/07/2017	21.2	61.2	1,006.5	13.4
2995	12:14 30/07/2017	21.2	61.2	1,006.5	13.4
2994	12:15 30/07/2017	21.2	61.2	1,006.4	13.4
2993	12:16 30/07/2017	21.2	61.2	1,006.3	13.4
2992	12:17 30/07/2017	21.2	61.2	1,006.4	13.4
2991	12:18 30/07/2017	21.2	61.2	1,006.4	13.4
2990	12:19 30/07/2017	21.2	61.2	1,006.4	13.4
2989	12:20 30/07/2017	21.2	61.2	1,006.4	13.4
2988	12:21 30/07/2017	21.2	61.2	1,006.5	13.4
2987	12:22 30/07/2017	21.2	61.2	1,006.4	13.4
2986	12:23 30/07/2017	21.2	61.2	1,006.3	13.4
2985	12:24 30/07/2017	21.2	61.2	1,006.3	13.4
2984	12:25 30/07/2017	21.2	61.2	1,006.3	13.4
2983	12:26 30/07/2017	21.2	61.3	1,006.2	13.5
2982	12:27 30/07/2017	21.2	61.3	1,006.3	13.5
2981	12:28 30/07/2017	21.2	61.3	1,006.4	13.5
2980	12:29 30/07/2017	21.2	61.3	1,006.4	13.5
2979	12:30 30/07/2017	21.2	61.3	1,006.4	13.5
2978	12:31 30/07/2017	21.2	61.3	1,006.4	13.5
2977	12:32 30/07/2017	21.2	61.3	1,006.3	13.5
2976	12:33 30/07/2017	21.2	61.3	1,006.3	13.5
2975	12:34 30/07/2017	21.2	61.3	1,006.3	13.5
2974	12:35 30/07/2017	21.2	61.3	1,006.2	13.5
2973	12:36 30/07/2017	21.2	61.4	1,006.2	13.5
2972	12:37 30/07/2017	21.2	61.4	1,006.3	13.5
2971	12:38 30/07/2017	21.2	61.4	1,006.3	13.5
2970	12:39 30/07/2017	21.2	61.4	1,006.3	13.5
2969	12:40 30/07/2017	21.2	61.4	1,006.3	13.5
2968	12:41 30/07/2017	21.2	61.4	1,006.3	13.5
2967	12:42 30/07/2017	21.2	61.4	1,006.2	13.5
2966	12:43 30/07/2017	21.2	61.4	1,006.2	13.5
2965	12:44 30/07/2017	21.2	61.4	1,006.2	13.5
2964	12:45 30/07/2017	21.2	61.4	1,006.2	13.5
2963	12:46 30/07/2017	21.2	61.4	1,006.1	13.5
2962	12:47 30/07/2017	21.2	61.4	1,006.2	13.5
2961	12:48 30/07/2017	21.2	61.4	1,006.1	13.5
2960	12:49 30/07/2017	21.2	61.4	1,006.1	13.5
2959	12:50 30/07/2017	21.2	61.5	1,006.2	13.5
2958	12:51 30/07/2017	21.2	61.5	1,006.1	13.5
2957	12:52 30/07/2017	21.2	61.5	1,006.1	13.5
2956	12:53 30/07/2017	21.2	61.5	1,006.2	13.5
2955	12:54 30/07/2017	21.2	61.5	1,006.3	13.5
2954	12:55 30/07/2017	21.2	61.5	1,006.2	13.5
2953	12:56 30/07/2017	21.2	61.5	1,006.1	13.5
2952	12:57 30/07/2017	21.2	61.5	1,006.1	13.5
2951	12:58 30/07/2017	21.2	61.5	1,006.2	13.5
2950	12:59 30/07/2017	21.2	61.6	1,006.2	13.5
2949	13:00 30/07/2017	21.2	61.6	1,006.2	13.5
2948	13:01 30/07/2017	21.2	61.6	1,006.2	13.5
2947	13:02 30/07/2017	21.2	61.6	1,006.2	13.5
2946	13:03 30/07/2017	21.2	61.6	1,006.1	13.5
2945	13:04 30/07/2017	21.2	61.6	1,006.1	13.5

Log	Timestamp	Temp	Humidity	Pressure	Dew Point
2944	13:05 30/07/2017	21.2	61.6	1,006.2	13.5
2943	13:06 30/07/2017	21.2	61.6	1,006.1	13.5
2942	13:07 30/07/2017	21.2	61.6	1,006.1	13.5
2941	13:08 30/07/2017	21.2	61.6	1,006.1	13.5
2940	13:09 30/07/2017	21.2	61.6	1,006.2	13.5
2939	13:10 30/07/2017	21.2	61.6	1,006.1	13.5
2938	13:11 30/07/2017	21.2	61.6	1,006.1	13.5
2937	13:12 30/07/2017	21.2	61.6	1,006.0	13.5
2936	13:13 30/07/2017	21.2	61.6	1,006.0	13.5
2935	13:14 30/07/2017	21.2	61.7	1,006.0	13.5
2934	13:15 30/07/2017	21.2	61.6	1,005.9	13.5
2933	13:16 30/07/2017	21.2	61.7	1,006.0	13.5
2932	13:17 30/07/2017	21.2	61.7	1,005.8	13.5
2931	13:18 30/07/2017	21.2	61.7	1,005.6	13.5
2930	13:19 30/07/2017	21.2	61.7	1,005.7	13.5
2929	13:20 30/07/2017	21.2	61.7	1,005.7	13.5
2928	13:21 30/07/2017	21.2	61.7	1,005.6	13.5
2927	13:22 30/07/2017	21.2	61.7	1,005.7	13.5
2926	13:23 30/07/2017	21.2	61.7	1,005.8	13.5
2925	13:24 30/07/2017	21.2	61.7	1,005.8	13.5
2924	13:25 30/07/2017	21.2	61.7	1,005.8	13.5
2923	13:26 30/07/2017	21.2	61.7	1,005.8	13.5
2922	13:27 30/07/2017	21.2	61.7	1,005.8	13.5
2921	13:28 30/07/2017	21.2	61.7	1,005.8	13.5
2920	13:29 30/07/2017	21.2	61.7	1,005.8	13.5
2919	13:30 30/07/2017	21.2	61.7	1,005.8	13.5
2918	13:31 30/07/2017	21.2	61.7	1,005.9	13.5
2917	13:32 30/07/2017	21.2	61.7	1,005.9	13.5
2916	13:33 30/07/2017	21.2	61.7	1,005.9	13.5
2915	13:34 30/07/2017	21.2	61.7	1,006.1	13.5
2914	13:35 30/07/2017	21.2	61.7	1,006.0	13.5
2913	13:36 30/07/2017	21.2	61.8	1,005.9	13.6
2912	13:37 30/07/2017	21.2	61.8	1,005.9	13.6
2911	13:38 30/07/2017	21.2	61.8	1,005.9	13.6
2910	13:39 30/07/2017	21.2	61.8	1,005.8	13.6
2909	13:40 30/07/2017	21.2	61.8	1,005.7	13.6
2908	13:41 30/07/2017	21.2	61.8	1,005.7	13.6
2907	13:42 30/07/2017	21.2	61.8	1,005.9	13.6
2906	13:43 30/07/2017	21.2	61.8	1,005.9	13.6
2905	13:44 30/07/2017	21.2	61.8	1,005.8	13.6
2904	13:45 30/07/2017	21.2	61.8	1,005.7	13.6
2903	13:46 30/07/2017	21.2	61.8	1,005.8	13.6
2902	13:47 30/07/2017	21.2	61.8	1,005.8	13.6
2901	13:48 30/07/2017	21.2	61.8	1,005.8	13.6
2900	13:49 30/07/2017	21.2	61.8	1,005.8	13.6
2899	13:50 30/07/2017	21.2	61.8	1,005.8	13.6
2898	13:51 30/07/2017	21.2	61.8	1,005.7	13.6
2897	13:52 30/07/2017	21.2	61.8	1,005.7	13.6
2896	13:53 30/07/2017	21.2	61.8	1,005.7	13.6
2895	13:54 30/07/2017	21.2	61.8	1,005.7	13.6
2894	13:55 30/07/2017	21.2	61.8	1,005.8	13.6
2893	13:56 30/07/2017	21.3	61.8	1,005.7	13.7
2892	13:57 30/07/2017	21.2	61.7	1,005.7	13.5
2891	13:58 30/07/2017	21.2	61.8	1,005.7	13.6
2890	13:59 30/07/2017	21.3	61.8	1,005.7	13.7
2889	14:00 30/07/2017	21.2	61.7	1,005.5	13.5
2888	14:01 30/07/2017	21.3	61.7	1,005.6	13.6
2887	14:02 30/07/2017	21.2	61.7	1,005.6	13.5
2886	14:03 30/07/2017	21.3	61.7	1,005.7	13.6
2885	14:04 30/07/2017	21.3	61.7	1,005.7	13.6
2884	14:05 30/07/2017	21.3	61.7	1,005.8	13.6
2883	14:06 30/07/2017	21.3	61.7	1,005.7	13.6
2882	14:07 30/07/2017	21.3	61.7	1,005.6	13.6
2881	14:08 30/07/2017	21.3	61.7	1,005.6	13.6
2880	14:09 30/07/2017	21.3	61.7	1,005.6	13.6

Log	Timestamp	Temp	Humidity	Pressure	Dew Point
2879	14:10 30/07/2017	21.3	61.7	1,005.6	13.6
2878	14:11 30/07/2017	21.3	61.7	1,005.6	13.6
2877	14:12 30/07/2017	21.3	61.7	1,005.5	13.6
2876	14:13 30/07/2017	21.3	61.7	1,005.6	13.6
2875	14:14 30/07/2017	21.4	61.7	1,005.6	13.7
2874	14:15 30/07/2017	21.4	61.7	1,005.5	13.7
2873	14:16 30/07/2017	21.4	61.7	1,005.5	13.7
2872	14:17 30/07/2017	21.4	61.7	1,005.5	13.7
2871	14:18 30/07/2017	21.4	61.7	1,005.5	13.7
2870	14:19 30/07/2017	21.4	61.7	1,005.5	13.7
2869	14:20 30/07/2017	21.4	61.7	1,005.6	13.7
2868	14:21 30/07/2017	21.5	61.6	1,005.5	13.8
2867	14:22 30/07/2017	21.5	61.6	1,005.5	13.8
2866	14:23 30/07/2017	21.5	61.6	1,005.6	13.8
2865	14:24 30/07/2017	21.5	61.6	1,005.7	13.8
2864	14:25 30/07/2017	21.5	61.5	1,005.6	13.8
2863	14:26 30/07/2017	21.5	61.5	1,005.6	13.8
2862	14:27 30/07/2017	21.5	61.5	1,005.7	13.8
2861	14:28 30/07/2017	21.5	61.5	1,005.6	13.8
2860	14:29 30/07/2017	21.5	61.5	1,005.6	13.8
2859	14:30 30/07/2017	21.5	61.5	1,005.6	13.8
2858	14:31 30/07/2017	21.5	61.4	1,005.7	13.8
2857	14:32 30/07/2017	21.5	61.4	1,005.7	13.8
2856	14:33 30/07/2017	21.5	61.4	1,005.7	13.8
2855	14:34 30/07/2017	21.5	61.4	1,005.7	13.8
2854	14:35 30/07/2017	21.5	61.4	1,005.7	13.8
2853	14:36 30/07/2017	21.5	61.4	1,005.6	13.8
2852	14:37 30/07/2017	21.5	61.4	1,005.6	13.8
2851	14:38 30/07/2017	21.5	61.4	1,005.6	13.8
2850	14:39 30/07/2017	21.5	61.4	1,005.6	13.8
2849	14:40 30/07/2017	21.6	61.4	1,005.6	13.9
2848	14:41 30/07/2017	21.6	61.4	1,005.5	13.9
2847	14:42 30/07/2017	21.6	61.3	1,005.5	13.9
2846	14:43 30/07/2017	21.6	61.3	1,005.5	13.9
2845	14:44 30/07/2017	21.6	61.3	1,005.5	13.9
2844	14:45 30/07/2017	21.6	61.3	1,005.5	13.9
2843	14:46 30/07/2017	21.6	61.3	1,005.5	13.9
2842	14:47 30/07/2017	21.6	61.2	1,005.4	13.8
2841	14:48 30/07/2017	21.6	61.3	1,005.4	13.9
2840	14:49 30/07/2017	21.6	61.3	1,005.4	13.9
2839	14:50 30/07/2017	21.6	61.2	1,005.4	13.8
2838	14:51 30/07/2017	21.6	61.2	1,005.3	13.8
2837	14:52 30/07/2017	21.6	61.2	1,005.3	13.8
2836	14:53 30/07/2017	21.6	61.2	1,005.3	13.8
2835	14:54 30/07/2017	21.6	61.2	1,005.3	13.8
2834	14:55 30/07/2017	21.6	61.2	1,005.3	13.8
2833	14:56 30/07/2017	21.6	61.2	1,005.3	13.8
2832	14:57 30/07/2017	21.6	61.2	1,005.4	13.8
2831	14:58 30/07/2017	21.6	61.2	1,005.3	13.8
2830	14:59 30/07/2017	21.6	61.2	1,005.2	13.8
2829	15:00 30/07/2017	21.6	61.2	1,005.3	13.8
2828	15:01 30/07/2017	21.6	61.2	1,005.3	13.8
2827	15:02 30/07/2017	21.6	61.2	1,005.3	13.8
2826	15:03 30/07/2017	21.6	61.2	1,005.2	13.8
2825	15:04 30/07/2017	21.6	61.2	1,005.3	13.8
2824	15:05 30/07/2017	21.6	61.2	1,005.3	13.8
2823	15:06 30/07/2017	21.6	61.2	1,005.3	13.8
2822	15:07 30/07/2017	21.6	61.2	1,005.3	13.8
2821	15:08 30/07/2017	21.6	61.2	1,005.3	13.8
2820	15:09 30/07/2017	21.6	61.2	1,005.3	13.8
2819	15:10 30/07/2017	21.6	61.2	1,005.3	13.8
2818	15:11 30/07/2017	21.6	61.2	1,005.3	13.8
2817	15:12 30/07/2017	21.6	61.3	1,005.4	13.9
2816	15:13 30/07/2017	21.6	61.3	1,005.3	13.9
2815	15:14 30/07/2017	21.6	61.3	1,005.4	13.9

Log	Timestamp	Temp	Humidity	Pressure	Dew Point
2814	15:15 30/07/2017	21.6	61.3	1,005.4	13.9
2813	15:16 30/07/2017	21.6	61.3	1,005.4	13.9
2812	15:17 30/07/2017	21.6	61.3	1,005.4	13.9
2811	15:18 30/07/2017	21.6	61.3	1,005.3	13.9
2810	15:19 30/07/2017	21.6	61.3	1,005.4	13.9
2809	15:20 30/07/2017	21.6	61.4	1,005.3	13.9
2808	15:21 30/07/2017	21.6	61.3	1,005.3	13.9
2807	15:22 30/07/2017	21.6	61.4	1,005.4	13.9
2806	15:23 30/07/2017	21.6	61.4	1,005.3	13.9
2805	15:24 30/07/2017	21.6	61.4	1,005.3	13.9
2804	15:25 30/07/2017	21.6	61.4	1,005.3	13.9
2803	15:26 30/07/2017	21.6	61.4	1,005.2	13.9
2802	15:27 30/07/2017	21.6	61.4	1,005.2	13.9
2801	15:28 30/07/2017	21.6	61.4	1,005.3	13.9
2800	15:29 30/07/2017	21.6	61.4	1,005.2	13.9
2799	15:30 30/07/2017	21.6	61.4	1,005.2	13.9
2798	15:31 30/07/2017	21.6	61.4	1,005.2	13.9
2797	15:32 30/07/2017	21.6	61.4	1,005.2	13.9
2796	15:33 30/07/2017	21.7	61.7	1,005.2	14.0
2795	15:34 30/07/2017	21.7	61.5	1,005.3	14.0
2794	15:35 30/07/2017	21.7	61.5	1,005.2	14.0
2793	15:36 30/07/2017	21.7	61.5	1,005.2	14.0
2792	15:37 30/07/2017	21.7	61.5	1,005.2	14.0
2791	15:38 30/07/2017	21.7	61.5	1,005.2	14.0
2790	15:39 30/07/2017	21.7	61.5	1,005.2	14.0
2789	15:40 30/07/2017	21.7	61.5	1,005.3	14.0
2788	15:41 30/07/2017	21.7	61.5	1,005.3	14.0
2787	15:42 30/07/2017	21.7	61.5	1,005.2	14.0
2786	15:43 30/07/2017	21.7	61.5	1,005.2	14.0
2785	15:44 30/07/2017	21.7	61.5	1,005.2	14.0
2784	15:45 30/07/2017	21.7	61.5	1,005.2	14.0
2783	15:46 30/07/2017	21.7	61.5	1,005.3	14.0
2782	15:47 30/07/2017	21.7	61.5	1,005.3	14.0
2781	15:48 30/07/2017	21.7	61.5	1,005.3	14.0
2780	15:49 30/07/2017	21.7	61.5	1,005.3	14.0
2779	15:50 30/07/2017	21.7	61.5	1,005.4	14.0
2778	15:51 30/07/2017	21.7	61.6	1,005.3	14.0
2777	15:52 30/07/2017	21.7	61.6	1,005.4	14.0
2776	15:53 30/07/2017	21.7	61.6	1,005.4	14.0
2775	15:54 30/07/2017	21.8	61.6	1,005.4	14.1
2774	15:55 30/07/2017	21.8	61.6	1,005.4	14.1
2773	15:56 30/07/2017	21.8	61.5	1,005.5	14.1
2772	15:57 30/07/2017	21.8	61.6	1,005.3	14.1
2771	15:58 30/07/2017	21.9	61.5	1,005.3	14.2
2770	15:59 30/07/2017	21.9	61.5	1,005.4	14.2
2769	16:00 30/07/2017	21.9	61.5	1,005.4	14.2
2768	16:01 30/07/2017	21.9	61.5	1,005.3	14.2
2767	16:02 30/07/2017	21.9	61.6	1,005.2	14.2
2766	16:03 30/07/2017	21.9	61.6	1,005.4	14.2
2765	16:04 30/07/2017	21.9	61.7	1,005.2	14.2
2764	16:05 30/07/2017	22.0	61.6	1,005.2	14.3
2763	16:06 30/07/2017	22.0	61.7	1,005.2	14.3
2762	16:07 30/07/2017	22.0	61.7	1,005.2	14.3
2761	16:08 30/07/2017	22.0	61.7	1,005.2	14.3
2760	16:09 30/07/2017	22.0	61.7	1,005.1	14.3
2759	16:10 30/07/2017	22.0	61.7	1,005.1	14.3
2758	16:11 30/07/2017	22.0	61.8	1,005.1	14.4
2757	16:12 30/07/2017	22.1	61.8	1,005.2	14.5
2756	16:13 30/07/2017	22.1	61.8	1,005.1	14.5
2755	16:14 30/07/2017	22.1	61.8	1,005.1	14.5
2754	16:15 30/07/2017	22.1	61.8	1,005.2	14.5
2753	16:16 30/07/2017	22.1	61.8	1,005.0	14.5
2752	16:17 30/07/2017	22.1	61.9	1,005.1	14.5
2751	16:18 30/07/2017	22.1	61.8	1,005.1	14.5
2750	16:19 30/07/2017	22.1	61.8	1,005.1	14.5

Log	Timestamp	Temp	Humidity	Pressure	Dew Point
2749	16:20 30/07/2017	22.1	61.6	1,005.0	14.4
2748	16:21 30/07/2017	22.1	61.5	1,005.0	14.4
2747	16:22 30/07/2017	22.1	61.4	1,005.0	14.4
2746	16:23 30/07/2017	22.1	61.3	1,005.1	14.4
2745	16:24 30/07/2017	22.1	61.2	1,005.0	14.3
2744	16:25 30/07/2017	22.0	61.2	1,005.0	14.2
2743	16:26 30/07/2017	22.0	61.1	1,005.0	14.2
2742	16:27 30/07/2017	22.0	61.0	1,005.1	14.2
2741	16:28 30/07/2017	22.0	60.9	1,005.0	14.2
2740	16:29 30/07/2017	22.0	60.9	1,004.9	14.2
2739	16:30 30/07/2017	22.0	61.0	1,005.0	14.2
2738	16:31 30/07/2017	22.0	60.9	1,004.9	14.2
2737	16:32 30/07/2017	22.0	60.9	1,004.9	14.2
2736	16:33 30/07/2017	22.0	60.8	1,004.9	14.2
2735	16:34 30/07/2017	22.0	60.7	1,004.9	14.1
2734	16:35 30/07/2017	22.0	60.8	1,004.8	14.2
2733	16:36 30/07/2017	22.1	60.8	1,004.7	14.3
2732	16:37 30/07/2017	22.1	60.8	1,004.8	14.3
2731	16:38 30/07/2017	22.1	60.8	1,004.8	14.3
2730	16:39 30/07/2017	22.1	60.7	1,004.8	14.2
2729	16:40 30/07/2017	22.1	60.7	1,004.9	14.2
2728	16:41 30/07/2017	22.1	60.6	1,004.8	14.2
2727	16:42 30/07/2017	22.1	60.5	1,004.8	14.2
2726	16:43 30/07/2017	22.1	60.5	1,004.9	14.2
2725	16:44 30/07/2017	22.1	60.4	1,004.8	14.2
2724	16:45 30/07/2017	22.0	60.4	1,004.8	14.1
2723	16:46 30/07/2017	22.0	60.4	1,005.0	14.1
2722	16:47 30/07/2017	22.0	60.4	1,004.9	14.1
2721	16:48 30/07/2017	22.0	60.3	1,004.9	14.1
2720	16:49 30/07/2017	22.0	60.3	1,004.9	14.1
2719	16:50 30/07/2017	22.0	60.3	1,005.0	14.1
2718	16:51 30/07/2017	22.1	60.4	1,004.9	14.2
2717	16:52 30/07/2017	22.1	60.4	1,004.8	14.2
2716	16:53 30/07/2017	22.1	60.3	1,004.9	14.2
2715	16:54 30/07/2017	22.2	60.2	1,004.8	14.2
2714	16:55 30/07/2017	22.2	60.1	1,004.8	14.2
2713	16:56 30/07/2017	22.2	60.1	1,004.8	14.2
2712	16:57 30/07/2017	22.2	60.1	1,004.7	14.2
2711	16:58 30/07/2017	22.2	60.0	1,004.6	14.2
2710	16:59 30/07/2017	22.2	59.9	1,004.6	14.2
2709	17:00 30/07/2017	22.2	59.8	1,004.6	14.2
2708	17:01 30/07/2017	22.2	59.9	1,004.6	14.2
2707	17:02 30/07/2017	22.2	59.8	1,004.7	14.2
2706	17:03 30/07/2017	22.2	59.8	1,004.7	14.2
2705	17:04 30/07/2017	22.2	59.8	1,004.7	14.2
2704	17:05 30/07/2017	22.2	59.8	1,004.8	14.2
2703	17:06 30/07/2017	22.2	59.9	1,004.8	14.2
2702	17:07 30/07/2017	22.2	59.8	1,004.8	14.2
2701	17:08 30/07/2017	22.2	59.8	1,004.8	14.2
2700	17:09 30/07/2017	22.2	59.8	1,004.8	14.2
2699	17:10 30/07/2017	22.2	59.8	1,004.7	14.2
2698	17:11 30/07/2017	22.2	59.7	1,004.7	14.1
2697	17:12 30/07/2017	22.3	59.7	1,004.7	14.2
2696	17:13 30/07/2017	22.3	59.6	1,004.7	14.2
2695	17:14 30/07/2017	22.3	59.6	1,004.7	14.2
2694	17:15 30/07/2017	22.3	59.6	1,004.6	14.2
2693	17:16 30/07/2017	22.3	59.5	1,004.6	14.2
2692	17:17 30/07/2017	22.3	59.6	1,004.6	14.2
2691	17:18 30/07/2017	22.3	59.6	1,004.5	14.2
2690	17:19 30/07/2017	22.4	59.5	1,004.6	14.3
2689	17:20 30/07/2017	22.4	59.5	1,004.6	14.3
2688	17:21 30/07/2017	22.4	59.5	1,004.5	14.3
2687	17:22 30/07/2017	22.4	59.4	1,004.6	14.3
2686	17:23 30/07/2017	22.4	59.3	1,004.6	14.3
2685	17:24 30/07/2017	22.4	59.4	1,004.6	14.3

Log	Timestamp	Temp	Humidity	Pressure	Dew Point
2684	17:25 30/07/2017	22.4	59.4	1,004.6	14.3
2683	17:26 30/07/2017	22.4	59.4	1,004.6	14.3
2682	17:27 30/07/2017	22.4	59.3	1,004.5	14.3
2681	17:28 30/07/2017	22.4	59.3	1,004.5	14.3
2680	17:29 30/07/2017	22.4	59.3	1,004.4	14.3
2679	17:30 30/07/2017	22.4	59.3	1,004.3	14.3
2678	17:31 30/07/2017	22.4	59.3	1,004.4	14.3
2677	17:32 30/07/2017	22.4	59.3	1,004.4	14.3
2676	17:33 30/07/2017	22.4	59.2	1,004.3	14.2
2675	17:34 30/07/2017	22.4	59.2	1,004.4	14.2
2674	17:35 30/07/2017	22.4	59.3	1,004.5	14.3
2673	17:36 30/07/2017	22.4	59.3	1,004.4	14.3
2672	17:37 30/07/2017	22.5	59.2	1,004.4	14.3
2671	17:38 30/07/2017	22.5	59.2	1,004.4	14.3
2670	17:39 30/07/2017	22.5	59.2	1,004.4	14.3
2669	17:40 30/07/2017	22.5	59.2	1,004.4	14.3
2668	17:41 30/07/2017	22.5	59.2	1,004.4	14.3
2667	17:42 30/07/2017	22.5	59.1	1,004.5	14.3
2666	17:43 30/07/2017	22.5	59.1	1,004.5	14.3
2665	17:44 30/07/2017	22.5	59.2	1,004.6	14.3
2664	17:45 30/07/2017	22.5	59.8	1,004.5	14.5
2663	17:46 30/07/2017	22.5	59.2	1,004.4	14.3
2662	17:47 30/07/2017	22.5	59.1	1,004.4	14.3
2661	17:48 30/07/2017	22.5	59.1	1,004.4	14.3
2660	17:49 30/07/2017	22.5	59.1	1,004.3	14.3
2659	17:50 30/07/2017	22.6	59.1	1,004.4	14.4
2658	17:51 30/07/2017	22.6	59.0	1,004.3	14.4
2657	17:52 30/07/2017	22.6	59.0	1,004.2	14.4
2656	17:53 30/07/2017	22.6	59.0	1,004.2	14.4
2655	17:54 30/07/2017	22.6	59.0	1,004.2	14.4
2654	17:55 30/07/2017	22.6	59.0	1,004.3	14.4
2653	17:56 30/07/2017	22.6	59.0	1,004.2	14.4
2652	17:57 30/07/2017	22.6	59.0	1,004.3	14.4
2651	17:58 30/07/2017	22.6	59.0	1,004.2	14.4
2650	17:59 30/07/2017	22.6	59.0	1,004.2	14.4
2649	18:00 30/07/2017	22.6	59.0	1,004.1	14.4
2648	18:01 30/07/2017	22.5	59.0	1,004.0	14.3
2647	18:02 30/07/2017	22.5	59.0	1,004.1	14.3
2646	18:03 30/07/2017	22.5	59.0	1,004.1	14.3
2645	18:04 30/07/2017	22.5	59.0	1,004.0	14.3
2644	18:05 30/07/2017	22.5	59.0	1,004.0	14.3
2643	18:06 30/07/2017	22.5	59.0	1,004.0	14.3
2642	18:07 30/07/2017	22.5	59.1	1,004.0	14.3
2641	18:08 30/07/2017	22.5	59.1	1,004.0	14.3
2640	18:09 30/07/2017	22.5	59.1	1,004.0	14.3
2639	18:10 30/07/2017	22.5	59.1	1,003.9	14.3
2638	18:11 30/07/2017	22.5	59.1	1,003.9	14.3
2637	18:12 30/07/2017	22.5	59.1	1,004.0	14.3
2636	18:13 30/07/2017	22.5	59.1	1,004.0	14.3
2635	18:14 30/07/2017	22.5	59.1	1,004.0	14.3
2634	18:15 30/07/2017	22.5	59.2	1,003.9	14.3
2633	18:16 30/07/2017	22.5	59.2	1,003.9	14.3
2632	18:17 30/07/2017	22.6	59.1	1,003.8	14.4
2631	18:18 30/07/2017	22.6	59.1	1,003.7	14.4
2630	18:19 30/07/2017	22.6	59.2	1,003.7	14.4
2629	18:20 30/07/2017	22.6	59.1	1,003.7	14.4
2628	18:21 30/07/2017	22.6	59.2	1,003.8	14.4
2627	18:22 30/07/2017	22.7	59.1	1,003.8	14.5
2626	18:23 30/07/2017	22.7	59.0	1,003.8	14.5
2625	18:24 30/07/2017	22.6	59.0	1,003.8	14.4
2624	18:25 30/07/2017	22.6	59.0	1,003.8	14.4
2623	18:26 30/07/2017	22.6	59.0	1,003.9	14.4
2622	18:27 30/07/2017	22.6	59.0	1,003.9	14.4
2621	18:28 30/07/2017	22.6	59.1	1,003.9	14.4
2620	18:29 30/07/2017	22.6	59.1	1,003.9	14.4

Log	Timestamp	Temp	Humidity	Pressure	Dew Point
2619	18:30 30/07/2017	22.6	59.1	1,003.9	14.4
2618	18:31 30/07/2017	22.6	59.1	1,003.9	14.4
2617	18:32 30/07/2017	22.6	59.2	1,003.9	14.4
2616	18:33 30/07/2017	22.6	59.2	1,003.8	14.4
2615	18:34 30/07/2017	22.6	59.2	1,003.8	14.4
2614	18:35 30/07/2017	22.6	59.2	1,003.7	14.4
2613	18:36 30/07/2017	22.6	59.2	1,003.6	14.4
2612	18:37 30/07/2017	22.6	59.2	1,003.7	14.4
2611	18:38 30/07/2017	22.6	59.2	1,003.7	14.4
2610	18:39 30/07/2017	22.6	59.2	1,003.8	14.4
2609	18:40 30/07/2017	22.5	59.2	1,003.7	14.3
2608	18:41 30/07/2017	22.5	59.3	1,003.7	14.4
2607	18:42 30/07/2017	22.5	59.3	1,003.7	14.4
2606	18:43 30/07/2017	22.5	59.3	1,003.5	14.4
2605	18:44 30/07/2017	22.5	59.4	1,003.6	14.4
2604	18:45 30/07/2017	22.5	59.4	1,003.6	14.4
2603	18:46 30/07/2017	22.4	59.4	1,003.5	14.3
2602	18:47 30/07/2017	22.4	59.5	1,003.5	14.3
2601	18:48 30/07/2017	22.4	59.5	1,003.4	14.3
2600	18:49 30/07/2017	22.4	59.5	1,003.4	14.3
2599	18:50 30/07/2017	22.4	59.5	1,003.4	14.3
2598	18:51 30/07/2017	22.4	59.5	1,003.4	14.3
2597	18:52 30/07/2017	22.4	59.6	1,003.4	14.3
2596	18:53 30/07/2017	22.4	59.6	1,003.3	14.3
2595	18:54 30/07/2017	22.3	59.7	1,003.4	14.2
2594	18:55 30/07/2017	22.3	59.7	1,003.3	14.2
2593	18:56 30/07/2017	22.3	59.7	1,003.3	14.2
2592	18:57 30/07/2017	22.3	59.8	1,003.3	14.3
2591	18:58 30/07/2017	22.3	59.8	1,003.3	14.3
2590	18:59 30/07/2017	22.3	59.8	1,003.4	14.3
2589	19:00 30/07/2017	22.3	59.8	1,003.4	14.3
2588	19:01 30/07/2017	22.3	59.9	1,003.4	14.3
2587	19:02 30/07/2017	22.3	59.9	1,003.6	14.3
2586	19:03 30/07/2017	22.3	60.0	1,003.4	14.3
2585	19:04 30/07/2017	22.3	60.0	1,003.5	14.3
2584	19:05 30/07/2017	22.3	60.0	1,003.4	14.3
2583	19:06 30/07/2017	22.3	60.1	1,003.4	14.3
2582	19:07 30/07/2017	22.3	60.2	1,003.5	14.3
2581	19:08 30/07/2017	22.3	60.3	1,003.5	14.4
2580	19:09 30/07/2017	22.3	60.3	1,003.5	14.4
2579	19:10 30/07/2017	23.3	62.9	1,003.2	15.9
2578	19:11 30/07/2017	23.2	62.1	1,008.3	15.6
2577	19:12 30/07/2017	27.4	36.1	973.6	14.6
2576	19:13 30/07/2017	28.3	30.8	973.8	14.5
2575	19:14 30/07/2017	28.3	30.2	973.8	14.3
2574	19:15 30/07/2017	28.2	29.7	973.7	14.1
2573	19:16 30/07/2017	28.2	29.7	973.8	14.1
2572	19:17 30/07/2017	28.1	29.3	973.7	14.0
2571	19:18 30/07/2017	28.0	29.5	973.7	13.9
2570	19:19 30/07/2017	28.0	29.4	973.7	13.9
2569	19:20 30/07/2017	27.9	30.1	973.7	13.9
2568	19:21 30/07/2017	27.9	30.5	973.8	14.0
2567	19:22 30/07/2017	27.9	29.8	973.7	13.9
2566	19:23 30/07/2017	27.9	29.7	973.7	13.8
2565	19:24 30/07/2017	27.9	31.2	973.8	14.1
2564	19:25 30/07/2017	27.9	30.5	973.7	14.0
2563	19:26 30/07/2017	27.9	29.7	973.7	13.8
2562	19:27 30/07/2017	27.9	30.2	973.7	13.9
2561	19:28 30/07/2017	28.0	30.2	973.7	14.0
2560	19:29 30/07/2017	28.0	29.9	973.8	14.0
2559	19:30 30/07/2017	28.0	29.8	973.8	14.0
2558	19:31 30/07/2017	28.0	30.7	973.8	14.1
2557	19:32 30/07/2017	28.0	29.6	973.7	13.9
2556	19:33 30/07/2017	28.0	30.9	973.8	14.2
2555	19:34 30/07/2017	28.0	31.2	973.8	14.2

Log	Timestamp	Temp	Humidity	Pressure	Dew Point
2554	19:35 30/07/2017	28.0	30.6	973.7	14.1
2553	19:36 30/07/2017	28.0	29.6	973.7	13.9
2552	19:37 30/07/2017	28.0	30.0	973.8	14.0
2551	19:38 30/07/2017	28.1	30.7	973.7	14.2
2550	19:39 30/07/2017	28.1	30.6	973.7	14.2
2549	19:40 30/07/2017	28.1	29.6	973.7	14.0
2548	19:41 30/07/2017	28.1	30.8	973.7	14.3
2547	19:42 30/07/2017	28.1	30.4	973.7	14.2
2546	19:43 30/07/2017	28.1	29.5	973.7	14.0
2545	19:44 30/07/2017	28.1	29.1	973.6	13.9
2544	19:45 30/07/2017	28.1	29.2	973.7	13.9
2543	19:46 30/07/2017	28.1	29.3	973.7	14.0
2542	19:47 30/07/2017	28.1	29.1	973.6	13.9
2541	19:48 30/07/2017	28.1	29.4	973.7	14.0
2540	19:49 30/07/2017	28.1	29.6	973.6	14.0
2539	19:50 30/07/2017	28.1	29.9	973.6	14.1
2538	19:51 30/07/2017	28.1	31.1	973.7	14.3
2537	19:52 30/07/2017	28.1	30.3	973.6	14.2
2536	19:53 30/07/2017	28.0	30.0	973.6	14.0
2535	19:54 30/07/2017	28.0	30.5	973.6	14.1
2534	19:55 30/07/2017	28.0	29.2	973.6	13.8
2533	19:56 30/07/2017	28.0	29.3	973.5	13.9
2532	19:57 30/07/2017	28.0	29.0	973.6	13.8
2531	19:58 30/07/2017	27.9	29.3	973.6	13.8
2530	19:59 30/07/2017	27.9	29.0	973.5	13.7
2529	20:00 30/07/2017	27.9	29.0	973.6	13.7
2528	20:01 30/07/2017	27.9	28.9	973.6	13.7
2527	20:02 30/07/2017	27.9	29.7	973.6	13.8
2526	20:03 30/07/2017	27.9	29.5	973.6	13.8
2525	20:04 30/07/2017	27.9	30.4	973.6	14.0
2524	20:05 30/07/2017	27.9	31.3	973.6	14.2
2523	20:06 30/07/2017	27.9	29.5	973.5	13.8
2522	20:07 30/07/2017	27.9	29.0	973.6	13.7
2521	20:08 30/07/2017	27.9	28.8	973.6	13.7
2520	20:09 30/07/2017	27.8	28.8	973.7	13.6
2519	20:10 30/07/2017	27.8	28.8	973.6	13.6
2518	20:11 30/07/2017	27.8	28.8	973.6	13.6
2517	20:12 30/07/2017	27.8	28.8	973.5	13.6
2516	20:13 30/07/2017	27.8	28.7	973.6	13.5
2515	20:14 30/07/2017	27.8	28.8	973.5	13.6
2514	20:15 30/07/2017	27.8	28.8	973.6	13.6
2513	20:16 30/07/2017	27.8	28.9	973.6	13.6
2512	20:17 30/07/2017	27.7	28.9	973.6	13.5
2511	20:18 30/07/2017	27.7	28.7	973.5	13.4
2510	20:19 30/07/2017	27.7	28.6	973.5	13.4
2509	20:20 30/07/2017	27.7	28.7	973.6	13.4
2508	20:21 30/07/2017	27.7	28.7	973.5	13.4
2507	20:22 30/07/2017	27.7	28.9	973.5	13.5
2506	20:23 30/07/2017	27.7	30.2	973.5	13.7
2505	20:24 30/07/2017	27.7	29.4	973.5	13.6
2504	20:25 30/07/2017	27.6	30.5	973.5	13.7
2503	20:26 30/07/2017	27.6	29.7	973.5	13.5
2502	20:27 30/07/2017	27.6	29.6	973.6	13.5
2501	20:28 30/07/2017	27.6	29.5	973.5	13.5
2500	20:29 30/07/2017	27.6	29.4	973.5	13.5
2499	20:30 30/07/2017	27.6	29.4	973.6	13.5
2498	20:31 30/07/2017	27.6	29.5	973.6	13.5
2497	20:32 30/07/2017	27.6	29.6	973.5	13.5
2496	20:33 30/07/2017	27.5	29.8	973.6	13.5
2495	20:34 30/07/2017	27.5	29.7	973.6	13.4
2494	20:35 30/07/2017	27.5	29.7	973.6	13.4
2493	20:36 30/07/2017	27.5	29.7	973.6	13.4
2492	20:37 30/07/2017	27.5	29.6	973.6	13.4
2491	20:38 30/07/2017	27.5	29.7	973.6	13.4
2490	20:39 30/07/2017	27.5	29.8	973.6	13.5

Log	Timestamp	Temp	Humidity	Pressure	Dew Point
2489	20:40 30/07/2017	27.5	29.7	973.6	13.4
2488	20:41 30/07/2017	27.5	29.7	973.5	13.4
2487	20:42 30/07/2017	27.5	29.7	973.5	13.4
2486	20:43 30/07/2017	27.4	29.5	973.6	13.3
2485	20:44 30/07/2017	27.4	29.6	973.5	13.3
2484	20:45 30/07/2017	27.4	29.6	973.5	13.3
2483	20:46 30/07/2017	27.4	29.7	973.6	13.3
2482	20:47 30/07/2017	27.4	29.7	973.6	13.3
2481	20:48 30/07/2017	27.4	30.0	973.6	13.4
2480	20:49 30/07/2017	27.4	30.0	973.5	13.4
2479	20:50 30/07/2017	27.4	30.0	973.6	13.4
2478	20:51 30/07/2017	27.4	30.1	973.6	13.4
2477	20:52 30/07/2017	27.4	30.2	973.6	13.4
2476	20:53 30/07/2017	27.4	30.3	973.6	13.5
2475	20:54 30/07/2017	27.3	30.3	973.6	13.4
2474	20:55 30/07/2017	27.3	30.4	973.6	13.4
2473	20:56 30/07/2017	27.3	30.4	973.6	13.4
2472	20:57 30/07/2017	27.3	30.6	973.6	13.4
2471	20:58 30/07/2017	27.3	30.7	973.6	13.4
2470	20:59 30/07/2017	27.3	30.5	973.6	13.4
2469	21:00 30/07/2017	27.3	30.7	973.6	13.4
2468	21:01 30/07/2017	27.3	30.4	973.5	13.4
2467	21:02 30/07/2017	27.3	30.1	973.5	13.3
2466	21:03 30/07/2017	27.3	30.2	973.5	13.3
2465	21:04 30/07/2017	27.3	30.3	973.5	13.4
2464	21:05 30/07/2017	27.3	30.2	973.6	13.3
2463	21:06 30/07/2017	27.3	30.2	973.5	13.3
2462	21:07 30/07/2017	27.3	30.6	973.5	13.4
2461	21:08 30/07/2017	27.3	30.3	973.5	13.4
2460	21:09 30/07/2017	27.3	30.2	973.6	13.3
2459	21:10 30/07/2017	27.3	30.1	973.5	13.3
2458	21:11 30/07/2017	27.3	30.1	973.5	13.3
2457	21:12 30/07/2017	27.3	29.9	973.6	13.3
2456	21:13 30/07/2017	27.3	29.8	973.6	13.3
2455	21:14 30/07/2017	27.3	30.0	973.6	13.3
2454	21:15 30/07/2017	27.3	29.8	973.6	13.3
2453	21:16 30/07/2017	27.3	29.8	973.6	13.3
2452	21:17 30/07/2017	27.2	29.6	973.6	13.1
2451	21:18 30/07/2017	27.2	29.5	973.6	13.1
2450	21:19 30/07/2017	27.2	29.4	973.6	13.1
2449	21:20 30/07/2017	27.2	29.3	973.5	13.1
2448	21:21 30/07/2017	27.2	29.3	973.5	13.1
2447	21:22 30/07/2017	27.2	29.3	973.5	13.1
2446	21:23 30/07/2017	27.2	29.2	973.5	13.0
2445	21:24 30/07/2017	27.2	29.2	973.5	13.0
2444	21:25 30/07/2017	27.2	29.1	973.5	13.0
2443	21:26 30/07/2017	27.2	29.1	973.6	13.0
2442	21:27 30/07/2017	27.2	29.0	973.5	13.0
2441	21:28 30/07/2017	27.1	29.0	973.5	12.9
2440	21:29 30/07/2017	27.1	28.9	973.5	12.9
2439	21:30 30/07/2017	27.1	28.9	973.5	12.9
2438	21:31 30/07/2017	27.1	28.9	973.5	12.9
2437	21:32 30/07/2017	27.1	28.8	973.5	12.9
2436	21:33 30/07/2017	27.1	28.8	973.5	12.9
2435	21:34 30/07/2017	27.1	28.8	973.5	12.9
2434	21:35 30/07/2017	27.1	28.9	973.5	12.9
2433	21:36 30/07/2017	27.1	28.8	973.5	12.9
2432	21:37 30/07/2017	27.1	28.8	973.5	12.9
2431	21:38 30/07/2017	27.1	28.8	973.6	12.9
2430	21:39 30/07/2017	27.0	28.8	973.6	12.8
2429	21:40 30/07/2017	27.0	28.8	973.5	12.8
2428	21:41 30/07/2017	27.0	28.8	973.5	12.8
2427	21:42 30/07/2017	27.0	28.7	973.6	12.7
2426	21:43 30/07/2017	27.0	28.8	973.5	12.8
2425	21:44 30/07/2017	27.0	28.6	973.6	12.7

Log	Timestamp	Temp	Humidity	Pressure	Dew Point
2424	21:45 30/07/2017	27.0	28.8	973.5	12.8
2423	21:46 30/07/2017	27.0	28.7	973.5	12.7
2422	21:47 30/07/2017	27.0	28.7	973.7	12.7
2421	21:48 30/07/2017	27.0	28.8	973.6	12.8
2420	21:49 30/07/2017	27.0	29.8	973.6	13.0
2419	21:50 30/07/2017	27.0	29.6	973.6	12.9
2418	21:51 30/07/2017	27.0	29.1	973.6	12.8
2417	21:52 30/07/2017	27.0	28.9	973.5	12.8
2416	21:53 30/07/2017	27.0	28.9	973.5	12.8
2415	21:54 30/07/2017	26.9	28.9	973.5	12.7
2414	21:55 30/07/2017	26.9	28.9	973.6	12.7
2413	21:56 30/07/2017	26.9	28.9	973.6	12.7
2412	21:57 30/07/2017	26.9	28.9	973.6	12.7
2411	21:58 30/07/2017	26.9	28.9	973.6	12.7
2410	21:59 30/07/2017	26.9	29.0	973.6	12.7
2409	22:00 30/07/2017	26.9	29.0	973.6	12.7
2408	22:01 30/07/2017	26.9	28.9	973.5	12.7
2407	22:02 30/07/2017	26.9	29.0	973.5	12.7
2406	22:03 30/07/2017	26.9	29.0	973.6	12.7
2405	22:04 30/07/2017	26.9	29.1	973.6	12.7
2404	22:05 30/07/2017	26.9	28.9	973.6	12.7
2403	22:06 30/07/2017	26.9	28.8	973.6	12.7
2402	22:07 30/07/2017	26.9	28.8	973.6	12.7
2401	22:08 30/07/2017	26.9	28.8	973.7	12.7
2400	22:09 30/07/2017	26.9	28.9	973.6	12.7
2399	22:10 30/07/2017	26.9	30.9	973.6	13.1
2398	22:11 30/07/2017	26.9	29.3	973.7	12.8
2397	22:12 30/07/2017	26.9	29.3	973.6	12.8
2396	22:13 30/07/2017	26.9	29.2	973.7	12.7
2395	22:14 30/07/2017	26.9	29.0	973.7	12.7
2394	22:15 30/07/2017	26.9	29.0	973.6	12.7
2393	22:16 30/07/2017	26.9	29.3	973.7	12.8
2392	22:17 30/07/2017	26.9	29.1	973.6	12.7
2391	22:18 30/07/2017	26.9	29.0	973.7	12.7
2390	22:19 30/07/2017	26.9	29.0	973.6	12.7
2389	22:20 30/07/2017	26.9	29.1	973.6	12.7
2388	22:21 30/07/2017	26.9	29.0	973.6	12.7
2387	22:22 30/07/2017	26.9	29.0	973.6	12.7
2386	22:23 30/07/2017	26.9	29.1	973.6	12.7
2385	22:24 30/07/2017	26.9	29.0	973.6	12.7
2384	22:25 30/07/2017	26.9	29.0	973.5	12.7
2383	22:26 30/07/2017	26.9	29.0	973.6	12.7
2382	22:27 30/07/2017	26.9	29.0	973.5	12.7
2381	22:28 30/07/2017	26.9	29.0	973.6	12.7
2380	22:29 30/07/2017	26.9	29.0	973.6	12.7
2379	22:30 30/07/2017	26.9	28.9	973.6	12.7
2378	22:31 30/07/2017	26.8	28.8	973.6	12.6
2377	22:32 30/07/2017	26.8	29.0	973.6	12.6
2376	22:33 30/07/2017	26.8	29.0	973.6	12.6
2375	22:34 30/07/2017	26.8	28.9	973.6	12.6
2374	22:35 30/07/2017	26.8	29.0	973.6	12.6
2373	22:36 30/07/2017	26.8	29.1	973.7	12.6
2372	22:37 30/07/2017	26.8	29.1	973.7	12.6
2371	22:38 30/07/2017	26.8	29.1	973.7	12.6
2370	22:39 30/07/2017	26.8	29.2	973.7	12.6
2369	22:40 30/07/2017	26.8	29.1	973.6	12.6
2368	22:41 30/07/2017	26.8	29.1	973.7	12.6
2367	22:42 30/07/2017	26.7	29.1	973.6	12.5
2366	22:43 30/07/2017	26.7	29.2	973.7	12.5
2365	22:44 30/07/2017	26.7	29.2	973.6	12.5
2364	22:45 30/07/2017	26.7	29.3	973.7	12.6
2363	22:46 30/07/2017	26.7	29.3	973.6	12.6
2362	22:47 30/07/2017	26.6	29.3	973.7	12.5
2361	22:48 30/07/2017	26.6	29.4	973.6	12.5
2360	22:49 30/07/2017	26.6	29.4	973.7	12.5

Log	Timestamp	Temp	Humidity	Pressure	Dew Point
2359	22:50 30/07/2017	26.6	29.4	973.7	12.5
2358	22:51 30/07/2017	26.6	29.5	973.7	12.5
2357	22:52 30/07/2017	26.6	29.5	973.7	12.5
2356	22:53 30/07/2017	26.6	29.4	973.7	12.5
2355	22:54 30/07/2017	26.6	29.5	973.7	12.5
2354	22:55 30/07/2017	26.6	29.5	973.7	12.5
2353	22:56 30/07/2017	26.6	29.5	973.7	12.5
2352	22:57 30/07/2017	26.6	29.6	973.7	12.5
2351	22:58 30/07/2017	26.6	29.6	973.7	12.5
2350	22:59 30/07/2017	26.6	29.7	973.7	12.5
2349	23:00 30/07/2017	26.6	29.7	973.8	12.5
2348	23:01 30/07/2017	26.6	29.6	973.8	12.5
2347	23:02 30/07/2017	26.5	29.7	973.7	12.4
2346	23:03 30/07/2017	26.5	29.7	973.8	12.4
2345	23:04 30/07/2017	26.5	29.7	973.8	12.4
2344	23:05 30/07/2017	26.5	29.7	973.8	12.4
2343	23:06 30/07/2017	26.5	29.8	973.8	12.5
2342	23:07 30/07/2017	26.5	29.8	973.8	12.5
2341	23:08 30/07/2017	26.5	29.8	973.8	12.5
2340	23:09 30/07/2017	26.5	29.8	973.8	12.5
2339	23:10 30/07/2017	26.5	29.9	973.8	12.5
2338	23:11 30/07/2017	26.4	30.0	973.9	12.4
2337	23:12 30/07/2017	26.4	30.1	973.8	12.4
2336	23:13 30/07/2017	26.4	30.1	973.9	12.4
2335	23:14 30/07/2017	26.4	30.1	973.8	12.4
2334	23:15 30/07/2017	26.4	30.1	973.8	12.4
2333	23:16 30/07/2017	26.4	30.2	973.9	12.4
2332	23:17 30/07/2017	26.3	30.2	973.9	12.3
2331	23:18 30/07/2017	26.3	30.3	973.9	12.4
2330	23:19 30/07/2017	26.3	30.3	973.9	12.4
2329	23:20 30/07/2017	26.3	30.4	973.8	12.4
2328	23:21 30/07/2017	26.3	30.4	973.8	12.4
2327	23:22 30/07/2017	26.3	30.4	973.8	12.4
2326	23:23 30/07/2017	26.3	30.5	973.9	12.4
2325	23:24 30/07/2017	26.3	30.5	973.8	12.4
2324	23:25 30/07/2017	26.3	30.5	973.7	12.4
2323	23:26 30/07/2017	26.2	30.6	973.7	12.3
2322	23:27 30/07/2017	26.2	30.7	973.8	12.3
2321	23:28 30/07/2017	26.2	30.7	973.8	12.3
2320	23:29 30/07/2017	26.1	30.6	973.9	12.2
2319	23:30 30/07/2017	26.1	30.7	973.8	12.2
2318	23:31 30/07/2017	26.1	30.8	973.9	12.3
2317	23:32 30/07/2017	26.1	30.8	973.9	12.3
2316	23:33 30/07/2017	26.1	30.8	973.9	12.3
2315	23:34 30/07/2017	26.1	30.9	973.9	12.3
2314	23:35 30/07/2017	26.1	30.9	974.0	12.3
2313	23:36 30/07/2017	26.1	30.8	974.0	12.3
2312	23:37 30/07/2017	26.1	30.9	974.0	12.3
2311	23:38 30/07/2017	26.0	30.9	974.0	12.2
2310	23:39 30/07/2017	26.0	30.9	974.0	12.2
2309	23:40 30/07/2017	26.0	31.0	974.0	12.2
2308	23:41 30/07/2017	26.0	31.0	974.0	12.2
2307	23:42 30/07/2017	26.0	31.0	973.9	12.2
2306	23:43 30/07/2017	26.0	31.1	973.9	12.2
2305	23:44 30/07/2017	25.9	31.1	974.1	12.1
2304	23:45 30/07/2017	25.9	31.2	974.0	12.1
2303	23:46 30/07/2017	25.9	31.2	974.1	12.1
2302	23:47 30/07/2017	25.9	31.2	974.1	12.1
2301	23:48 30/07/2017	25.9	31.3	974.0	12.2
2300	23:49 30/07/2017	25.9	31.3	974.0	12.2
2299	23:50 30/07/2017	25.8	31.3	974.0	12.1
2298	23:51 30/07/2017	25.8	31.3	974.0	12.1
2297	23:52 30/07/2017	25.8	31.3	974.1	12.1
2296	23:53 30/07/2017	25.8	31.3	974.1	12.1
2295	23:54 30/07/2017	25.8	31.3	974.1	12.1

Log	Timestamp	Temp	Humidity	Pressure	Dew Point
2294	23:55 30/07/2017	25.8	31.3	974.1	12.1
2293	23:56 30/07/2017	25.8	31.4	974.1	12.1
2292	23:57 30/07/2017	25.8	31.4	974.1	12.1
2291	23:58 30/07/2017	25.8	31.4	974.1	12.1
2290	23:59 30/07/2017	25.8	31.4	974.0	12.1
2289	00:00 31/07/2017	25.8	31.4	974.1	12.1
2288	00:01 31/07/2017	25.8	31.5	974.2	12.1
2287	00:02 31/07/2017	25.8	31.5	974.1	12.1
2286	00:03 31/07/2017	25.7	31.5	974.1	12.0
2285	00:04 31/07/2017	25.7	31.5	974.1	12.0
2284	00:05 31/07/2017	25.6	31.6	974.2	11.9
2283	00:06 31/07/2017	25.6	31.6	974.2	11.9
2282	00:07 31/07/2017	25.6	31.7	974.2	11.9
2281	00:08 31/07/2017	25.6	31.8	974.2	12.0
2280	00:09 31/07/2017	25.6	31.9	974.3	12.0
2279	00:10 31/07/2017	25.6	31.9	974.2	12.0
2278	00:11 31/07/2017	25.6	32.0	974.2	12.0
2277	00:12 31/07/2017	25.6	32.0	974.3	12.0
2276	00:13 31/07/2017	25.5	32.0	974.3	11.9
2275	00:14 31/07/2017	25.5	32.1	974.3	11.9
2274	00:15 31/07/2017	25.5	32.1	974.3	11.9
2273	00:16 31/07/2017	25.5	32.1	974.3	11.9
2272	00:17 31/07/2017	25.5	32.2	974.3	11.9
2271	00:18 31/07/2017	25.4	32.2	974.4	11.8
2270	00:19 31/07/2017	25.4	32.2	974.4	11.8
2269	00:20 31/07/2017	25.5	32.2	974.4	11.9
2268	00:21 31/07/2017	25.4	32.2	974.4	11.8
2267	00:22 31/07/2017	25.4	32.2	974.5	11.8
2266	00:23 31/07/2017	25.4	32.2	974.4	11.8
2265	00:24 31/07/2017	25.4	32.1	974.4	11.8
2264	00:25 31/07/2017	25.4	32.1	974.5	11.8
2263	00:26 31/07/2017	25.4	32.1	974.5	11.8
2262	00:27 31/07/2017	25.3	32.1	974.5	11.7
2261	00:28 31/07/2017	25.3	32.2	974.4	11.7
2260	00:29 31/07/2017	25.3	32.2	974.4	11.7
2259	00:30 31/07/2017	25.3	32.4	974.5	11.8
2258	00:31 31/07/2017	25.3	32.3	974.5	11.8
2257	00:32 31/07/2017	25.3	32.6	974.5	11.8
2256	00:33 31/07/2017	25.3	32.5	974.5	11.8
2255	00:34 31/07/2017	25.3	32.5	974.5	11.8
2254	00:35 31/07/2017	25.4	32.5	974.5	11.9
2253	00:36 31/07/2017	25.4	32.4	974.5	11.9
2252	00:37 31/07/2017	25.5	32.4	974.5	12.0
2251	00:38 31/07/2017	25.5	32.4	974.5	12.0
2250	00:39 31/07/2017	25.6	32.3	974.5	12.1
2249	00:40 31/07/2017	25.6	32.2	974.5	12.0
2248	00:41 31/07/2017	25.7	32.1	974.5	12.1
2247	00:42 31/07/2017	25.7	32.3	974.5	12.2
2246	00:43 31/07/2017	25.7	32.2	974.4	12.1
2245	00:44 31/07/2017	25.8	32.1	974.5	12.2
2244	00:45 31/07/2017	25.8	32.1	974.5	12.2
2243	00:46 31/07/2017	25.8	32.1	974.5	12.2
2242	00:47 31/07/2017	25.8	32.2	974.5	12.2
2241	00:48 31/07/2017	25.9	32.2	974.5	12.3
2240	00:49 31/07/2017	25.9	32.2	974.5	12.3
2239	00:50 31/07/2017	25.9	32.3	974.5	12.4
2238	00:51 31/07/2017	25.9	32.2	974.6	12.3
2237	00:52 31/07/2017	25.9	32.2	974.6	12.3
2236	00:53 31/07/2017	25.9	32.2	974.6	12.3
2235	00:54 31/07/2017	25.9	32.2	974.6	12.3
2234	00:55 31/07/2017	25.9	32.1	974.6	12.3
2233	00:56 31/07/2017	25.9	32.3	974.6	12.4
2232	00:57 31/07/2017	26.0	32.3	974.6	12.5
2231	00:58 31/07/2017	26.0	32.3	974.7	12.5
2230	00:59 31/07/2017	26.0	32.3	974.7	12.5

Log	Timestamp	Temp	Humidity	Pressure	Dew Point
2229	01:00 31/07/2017	26.0	32.3	974.7	12.5
2228	01:01 31/07/2017	26.0	32.3	974.7	12.5
2227	01:02 31/07/2017	26.0	32.4	974.8	12.5
2226	01:03 31/07/2017	26.0	32.4	974.8	12.5
2225	01:04 31/07/2017	26.0	32.5	974.8	12.5
2224	01:05 31/07/2017	26.0	32.5	974.9	12.5
2223	01:06 31/07/2017	26.0	32.6	974.9	12.5
2222	01:07 31/07/2017	26.0	32.6	974.9	12.5
2221	01:08 31/07/2017	26.0	32.6	974.9	12.5
2220	01:09 31/07/2017	26.0	32.7	974.9	12.5
2219	01:10 31/07/2017	26.0	32.7	974.9	12.5
2218	01:11 31/07/2017	26.0	32.7	975.0	12.5
2217	01:12 31/07/2017	26.0	32.7	975.0	12.5
2216	01:13 31/07/2017	26.0	32.8	975.0	12.6
2215	01:14 31/07/2017	26.0	32.8	974.9	12.6
2214	01:15 31/07/2017	26.0	32.8	975.0	12.6
2213	01:16 31/07/2017	26.0	32.9	974.9	12.6
2212	01:17 31/07/2017	26.0	32.9	974.9	12.6
2211	01:18 31/07/2017	26.0	33.0	974.8	12.6
2210	01:19 31/07/2017	26.0	33.0	974.9	12.6
2209	01:20 31/07/2017	26.0	33.0	974.9	12.6
2208	01:21 31/07/2017	26.0	33.1	974.9	12.6
2207	01:22 31/07/2017	26.0	33.1	975.0	12.6
2206	01:23 31/07/2017	26.0	33.1	974.9	12.6
2205	01:24 31/07/2017	26.0	33.2	974.9	12.6
2204	01:25 31/07/2017	26.0	33.2	974.9	12.6
2203	01:26 31/07/2017	26.0	33.2	974.9	12.6
2202	01:27 31/07/2017	26.0	33.3	974.9	12.7
2201	01:28 31/07/2017	26.0	33.3	975.0	12.7
2200	01:29 31/07/2017	26.0	33.4	975.0	12.7
2199	01:30 31/07/2017	26.0	33.4	975.0	12.7
2198	01:31 31/07/2017	25.9	33.4	975.0	12.6
2197	01:32 31/07/2017	25.9	33.4	975.0	12.6
2196	01:33 31/07/2017	25.9	33.5	975.1	12.6
2195	01:34 31/07/2017	26.0	33.5	975.0	12.7
2194	01:35 31/07/2017	26.0	33.5	975.1	12.7
2193	01:36 31/07/2017	26.0	33.6	975.1	12.7
2192	01:37 31/07/2017	25.9	33.6	975.1	12.6
2191	01:38 31/07/2017	25.9	33.6	975.0	12.6
2190	01:39 31/07/2017	26.0	33.7	975.0	12.7
2189	01:40 31/07/2017	25.9	33.6	975.1	12.6
2188	01:41 31/07/2017	25.9	33.7	975.0	12.6
2187	01:42 31/07/2017	25.9	33.7	975.1	12.6
2186	01:43 31/07/2017	25.9	33.7	975.2	12.6
2185	01:44 31/07/2017	25.9	33.7	975.1	12.6
2184	01:45 31/07/2017	25.9	33.8	975.2	12.7
2183	01:46 31/07/2017	25.9	33.8	975.1	12.7
2182	01:47 31/07/2017	25.9	33.8	975.2	12.7
2181	01:48 31/07/2017	25.9	33.8	975.2	12.7
2180	01:49 31/07/2017	25.9	33.9	975.2	12.7
2179	01:50 31/07/2017	25.9	33.9	975.2	12.7
2178	01:51 31/07/2017	25.9	33.9	975.2	12.7
2177	01:52 31/07/2017	25.9	33.9	975.2	12.7
2176	01:53 31/07/2017	25.9	34.0	975.2	12.7
2175	01:54 31/07/2017	25.9	34.0	975.3	12.7
2174	01:55 31/07/2017	25.9	34.0	975.3	12.7
2173	01:56 31/07/2017	25.9	34.1	975.2	12.7
2172	01:57 31/07/2017	25.9	34.1	975.3	12.7
2171	01:58 31/07/2017	25.9	34.1	975.2	12.7
2170	01:59 31/07/2017	25.9	34.1	975.2	12.7
2169	02:00 31/07/2017	25.9	34.2	975.3	12.7
2168	02:01 31/07/2017	25.9	34.2	975.4	12.7
2167	02:02 31/07/2017	25.9	34.2	975.2	12.7
2166	02:03 31/07/2017	25.9	34.3	975.2	12.8
2165	02:04 31/07/2017	25.9	34.3	975.3	12.8

Log	Timestamp	Temp	Humidity	Pressure	Dew Point
2164	02:05 31/07/2017	25.9	34.3	975.3	12.8
2163	02:06 31/07/2017	25.9	34.3	975.3	12.8
2162	02:07 31/07/2017	25.9	34.3	975.3	12.8
2161	02:08 31/07/2017	25.9	34.3	975.3	12.8
2160	02:09 31/07/2017	25.9	34.4	975.2	12.8
2159	02:10 31/07/2017	25.9	34.4	975.2	12.8
2158	02:11 31/07/2017	25.9	34.4	975.2	12.8
2157	02:12 31/07/2017	25.9	34.4	975.2	12.8
2156	02:13 31/07/2017	25.9	34.5	975.3	12.8
2155	02:14 31/07/2017	25.9	34.5	975.2	12.8
2154	02:15 31/07/2017	25.9	34.5	975.3	12.8
2153	02:16 31/07/2017	25.9	34.5	975.2	12.8
2152	02:17 31/07/2017	25.9	34.5	975.2	12.8
2151	02:18 31/07/2017	25.9	34.5	975.3	12.8
2150	02:19 31/07/2017	25.9	34.5	975.2	12.8
2149	02:20 31/07/2017	25.9	34.6	975.2	12.8
2148	02:21 31/07/2017	25.9	34.6	975.3	12.8
2147	02:22 31/07/2017	25.8	34.6	975.3	12.7
2146	02:23 31/07/2017	25.8	34.7	975.2	12.7
2145	02:24 31/07/2017	25.9	34.7	975.3	12.8
2144	02:25 31/07/2017	25.8	34.7	975.3	12.7
2143	02:26 31/07/2017	25.9	34.7	975.3	12.8
2142	02:27 31/07/2017	25.8	34.7	975.3	12.7
2141	02:28 31/07/2017	25.8	34.7	975.3	12.7
2140	02:29 31/07/2017	25.8	34.7	975.3	12.7
2139	02:30 31/07/2017	25.8	34.8	975.4	12.8
2138	02:31 31/07/2017	25.8	34.8	975.3	12.8
2137	02:32 31/07/2017	25.8	34.8	975.4	12.8
2136	02:33 31/07/2017	25.8	34.8	975.4	12.8
2135	02:34 31/07/2017	25.8	34.8	975.4	12.8
2134	02:35 31/07/2017	25.8	34.9	975.4	12.8
2133	02:36 31/07/2017	25.8	34.9	975.4	12.8
2132	02:37 31/07/2017	25.8	34.9	975.4	12.8
2131	02:38 31/07/2017	25.8	34.9	975.4	12.8
2130	02:39 31/07/2017	25.8	34.9	975.4	12.8
2129	02:40 31/07/2017	25.8	34.9	975.5	12.8
2128	02:41 31/07/2017	25.8	35.0	975.4	12.8
2127	02:42 31/07/2017	25.8	35.0	975.4	12.8
2126	02:43 31/07/2017	25.8	35.0	975.4	12.8
2125	02:44 31/07/2017	25.8	35.0	975.4	12.8
2124	02:45 31/07/2017	25.8	35.0	975.4	12.8
2123	02:46 31/07/2017	25.8	35.0	975.5	12.8
2122	02:47 31/07/2017	25.8	35.0	975.4	12.8
2121	02:48 31/07/2017	25.8	35.0	975.4	12.8
2120	02:49 31/07/2017	25.8	35.0	975.5	12.8
2119	02:50 31/07/2017	25.8	35.0	975.4	12.8
2118	02:51 31/07/2017	25.8	35.0	975.4	12.8
2117	02:52 31/07/2017	25.8	35.0	975.4	12.8
2116	02:53 31/07/2017	25.8	35.1	975.4	12.8
2115	02:54 31/07/2017	25.8	35.1	975.4	12.8
2114	02:55 31/07/2017	25.8	35.1	975.4	12.8
2113	02:56 31/07/2017	25.8	35.1	975.4	12.8
2112	02:57 31/07/2017	25.8	35.1	975.4	12.8
2111	02:58 31/07/2017	25.8	35.1	975.4	12.8
2110	02:59 31/07/2017	25.8	35.1	975.5	12.8
2109	03:00 31/07/2017	25.8	35.1	975.4	12.8
2108	03:01 31/07/2017	25.8	35.2	975.5	12.8
2107	03:02 31/07/2017	25.8	35.1	975.5	12.8
2106	03:03 31/07/2017	25.8	35.2	975.6	12.8
2105	03:04 31/07/2017	25.8	35.1	975.6	12.8
2104	03:05 31/07/2017	25.8	35.1	975.6	12.8
2103	03:06 31/07/2017	25.8	35.2	975.6	12.8
2102	03:07 31/07/2017	25.8	35.2	975.6	12.8
2101	03:08 31/07/2017	25.8	35.2	975.6	12.8
2100	03:09 31/07/2017	25.8	35.2	975.6	12.8

Log	Timestamp	Temp	Humidity	Pressure	Dew Point
2099	03:10 31/07/2017	25.8	35.2	975.6	12.8
2098	03:11 31/07/2017	25.8	35.2	975.6	12.8
2097	03:12 31/07/2017	25.8	35.3	975.6	12.9
2096	03:13 31/07/2017	25.8	35.3	975.7	12.9
2095	03:14 31/07/2017	25.8	35.4	975.7	12.9
2094	03:15 31/07/2017	25.8	35.4	975.7	12.9
2093	03:16 31/07/2017	25.8	35.4	975.6	12.9
2092	03:17 31/07/2017	25.8	35.4	975.7	12.9
2091	03:18 31/07/2017	25.8	35.4	975.7	12.9
2090	03:19 31/07/2017	25.8	35.4	975.7	12.9
2089	03:20 31/07/2017	25.8	35.4	975.7	12.9
2088	03:21 31/07/2017	25.8	35.5	975.6	12.9
2087	03:22 31/07/2017	25.8	35.4	975.7	12.9
2086	03:23 31/07/2017	25.8	35.5	975.8	12.9
2085	03:24 31/07/2017	25.8	35.5	975.7	12.9
2084	03:25 31/07/2017	25.8	35.5	975.7	12.9
2083	03:26 31/07/2017	25.8	35.5	975.7	12.9
2082	03:27 31/07/2017	25.8	35.5	975.7	12.9
2081	03:28 31/07/2017	25.8	35.5	975.6	12.9
2080	03:29 31/07/2017	25.8	35.4	975.7	12.9
2079	03:30 31/07/2017	25.8	35.5	975.6	12.9
2078	03:31 31/07/2017	25.8	35.5	975.7	12.9
2077	03:32 31/07/2017	25.7	35.5	975.6	12.8
2076	03:33 31/07/2017	25.7	35.5	975.6	12.8
2075	03:34 31/07/2017	25.7	35.5	975.6	12.8
2074	03:35 31/07/2017	25.7	35.5	975.7	12.8
2073	03:36 31/07/2017	25.8	35.5	975.7	12.9
2072	03:37 31/07/2017	25.7	35.6	975.6	12.8
2071	03:38 31/07/2017	25.7	35.6	975.5	12.8
2070	03:39 31/07/2017	25.7	35.6	975.6	12.8
2069	03:40 31/07/2017	25.7	35.6	975.6	12.8
2068	03:41 31/07/2017	25.7	35.6	975.6	12.8
2067	03:42 31/07/2017	25.7	35.6	975.6	12.8
2066	03:43 31/07/2017	25.7	35.7	975.6	12.8
2065	03:44 31/07/2017	25.7	35.7	975.6	12.8
2064	03:45 31/07/2017	25.7	35.7	975.6	12.8
2063	03:46 31/07/2017	25.7	35.7	975.6	12.8
2062	03:47 31/07/2017	25.7	35.7	975.6	12.8
2061	03:48 31/07/2017	25.7	35.7	975.6	12.8
2060	03:49 31/07/2017	25.7	35.7	975.6	12.8
2059	03:50 31/07/2017	25.7	35.8	975.7	12.9
2058	03:51 31/07/2017	25.7	35.7	975.6	12.8
2057	03:52 31/07/2017	25.7	35.7	975.6	12.8
2056	03:53 31/07/2017	25.7	35.7	975.6	12.8
2055	03:54 31/07/2017	25.7	35.7	975.6	12.8
2054	03:55 31/07/2017	25.7	35.8	975.6	12.9
2053	03:56 31/07/2017	25.7	35.8	975.6	12.9
2052	03:57 31/07/2017	25.7	35.8	975.6	12.9
2051	03:58 31/07/2017	25.7	35.8	975.6	12.9
2050	03:59 31/07/2017	25.7	35.8	975.5	12.9
2049	04:00 31/07/2017	25.7	35.8	975.6	12.9
2048	04:01 31/07/2017	25.7	35.9	975.5	12.9
2047	04:02 31/07/2017	25.7	35.9	975.5	12.9
2046	04:03 31/07/2017	25.7	35.8	975.5	12.9
2045	04:04 31/07/2017	25.7	35.9	975.5	12.9
2044	04:05 31/07/2017	25.7	35.9	975.5	12.9
2043	04:06 31/07/2017	25.7	35.9	975.6	12.9
2042	04:07 31/07/2017	25.7	35.9	975.5	12.9
2041	04:08 31/07/2017	25.7	35.9	975.5	12.9
2040	04:09 31/07/2017	25.7	35.9	975.5	12.9
2039	04:10 31/07/2017	25.7	35.9	975.5	12.9
2038	04:11 31/07/2017	25.7	35.9	975.5	12.9
2037	04:12 31/07/2017	25.7	35.9	975.6	12.9
2036	04:13 31/07/2017	25.7	36.0	975.5	12.9
2035	04:14 31/07/2017	25.7	35.9	975.5	12.9

Log	Timestamp	Temp	Humidity	Pressure	Dew Point
2034	04:15 31/07/2017	25.7	36.0	975.6	12.9
2033	04:16 31/07/2017	25.7	36.0	975.6	12.9
2032	04:17 31/07/2017	25.7	36.0	975.5	12.9
2031	04:18 31/07/2017	25.7	36.0	975.5	12.9
2030	04:19 31/07/2017	25.7	36.0	975.5	12.9
2029	04:20 31/07/2017	25.7	36.0	975.5	12.9
2028	04:21 31/07/2017	25.7	36.1	975.6	12.9
2027	04:22 31/07/2017	25.7	36.1	975.6	12.9
2026	04:23 31/07/2017	25.7	36.1	975.5	12.9
2025	04:24 31/07/2017	25.7	36.1	975.6	12.9
2024	04:25 31/07/2017	25.7	36.0	975.6	12.9
2023	04:26 31/07/2017	25.7	36.0	975.6	12.9
2022	04:27 31/07/2017	25.7	36.1	975.7	12.9
2021	04:28 31/07/2017	25.7	36.1	975.6	12.9
2020	04:29 31/07/2017	25.7	36.1	975.6	12.9
2019	04:30 31/07/2017	25.7	36.1	975.6	12.9
2018	04:31 31/07/2017	25.7	36.1	975.6	12.9
2017	04:32 31/07/2017	25.7	36.2	975.6	12.9
2016	04:33 31/07/2017	25.7	36.2	975.6	12.9
2015	04:34 31/07/2017	25.7	36.2	975.6	12.9
2014	04:35 31/07/2017	25.7	36.2	975.6	12.9
2013	04:36 31/07/2017	25.7	36.2	975.6	12.9
2012	04:37 31/07/2017	25.7	36.2	975.6	12.9
2011	04:38 31/07/2017	25.7	36.2	975.6	12.9
2010	04:39 31/07/2017	25.7	36.2	975.6	12.9
2009	04:40 31/07/2017	25.7	36.2	975.6	12.9
2008	04:41 31/07/2017	25.7	36.2	975.6	12.9
2007	04:42 31/07/2017	25.7	36.2	975.6	12.9
2006	04:43 31/07/2017	25.7	36.2	975.6	12.9
2005	04:44 31/07/2017	25.7	36.2	975.5	12.9
2004	04:45 31/07/2017	25.7	36.2	975.6	12.9
2003	04:46 31/07/2017	25.7	36.2	975.5	12.9
2002	04:47 31/07/2017	25.7	36.2	975.5	12.9
2001	04:48 31/07/2017	25.7	36.2	975.5	12.9
2000	04:49 31/07/2017	25.7	36.2	975.5	12.9
1999	04:50 31/07/2017	25.7	36.3	975.5	13.0
1998	04:51 31/07/2017	25.7	36.3	975.5	13.0
1997	04:52 31/07/2017	25.7	36.3	975.5	13.0
1996	04:53 31/07/2017	25.7	36.3	975.5	13.0
1995	04:54 31/07/2017	25.7	36.3	975.5	13.0
1994	04:55 31/07/2017	25.7	36.3	975.5	13.0
1993	04:56 31/07/2017	25.7	36.3	975.5	13.0
1992	04:57 31/07/2017	25.7	36.3	975.5	13.0
1991	04:58 31/07/2017	25.7	36.3	975.5	13.0
1990	04:59 31/07/2017	25.6	36.3	975.5	12.9
1989	05:00 31/07/2017	25.6	36.4	975.5	12.9
1988	05:01 31/07/2017	25.6	36.4	975.6	12.9
1987	05:02 31/07/2017	25.7	36.4	975.6	13.0
1986	05:03 31/07/2017	25.6	36.4	975.5	12.9
1985	05:04 31/07/2017	25.6	36.4	975.5	12.9
1984	05:05 31/07/2017	25.6	36.3	975.4	12.9
1983	05:06 31/07/2017	25.6	36.4	975.5	12.9
1982	05:07 31/07/2017	25.6	36.4	975.5	12.9
1981	05:08 31/07/2017	25.6	36.4	975.5	12.9
1980	05:09 31/07/2017	25.6	36.5	975.6	12.9
1979	05:10 31/07/2017	25.6	36.5	975.5	12.9
1978	05:11 31/07/2017	25.6	36.5	975.5	12.9
1977	05:12 31/07/2017	25.6	36.6	975.5	12.9
1976	05:13 31/07/2017	25.6	36.5	975.5	12.9
1975	05:14 31/07/2017	25.6	36.5	975.6	12.9
1974	05:15 31/07/2017	25.6	36.5	975.5	12.9
1973	05:16 31/07/2017	25.6	36.5	975.5	12.9
1972	05:17 31/07/2017	25.6	36.4	975.5	12.9
1971	05:18 31/07/2017	25.6	36.5	975.5	12.9
1970	05:19 31/07/2017	25.6	36.5	975.5	12.9

Log	Timestamp	Temp	Humidity	Pressure	Dew Point
1969	05:20 31/07/2017	25.6	36.5	975.5	12.9
1968	05:21 31/07/2017	25.6	36.5	975.5	12.9
1967	05:22 31/07/2017	25.6	36.5	975.5	12.9
1966	05:23 31/07/2017	25.6	36.5	975.6	12.9
1965	05:24 31/07/2017	25.6	36.6	975.6	12.9
1964	05:25 31/07/2017	25.6	36.6	975.6	12.9
1963	05:26 31/07/2017	25.6	36.6	975.6	12.9
1962	05:27 31/07/2017	25.6	36.5	975.5	12.9
1961	05:28 31/07/2017	25.6	36.5	975.5	12.9
1960	05:29 31/07/2017	25.6	36.5	975.5	12.9
1959	05:30 31/07/2017	25.6	36.6	975.5	12.9
1958	05:31 31/07/2017	25.6	36.7	975.6	12.9
1957	05:32 31/07/2017	25.6	36.7	975.5	12.9
1956	05:33 31/07/2017	25.6	36.8	975.6	13.0
1955	05:34 31/07/2017	25.6	36.7	975.5	12.9
1954	05:35 31/07/2017	25.6	36.7	975.6	12.9
1953	05:36 31/07/2017	25.6	36.7	975.6	12.9
1952	05:37 31/07/2017	25.6	36.7	975.5	12.9
1951	05:38 31/07/2017	25.6	36.6	975.6	12.9
1950	05:39 31/07/2017	25.6	36.6	975.6	12.9
1949	05:40 31/07/2017	25.6	36.7	975.7	12.9
1948	05:41 31/07/2017	25.6	36.7	975.7	12.9
1947	05:42 31/07/2017	25.6	36.7	975.6	12.9
1946	05:43 31/07/2017	25.6	36.6	975.6	12.9
1945	05:44 31/07/2017	25.6	36.6	975.7	12.9
1944	05:45 31/07/2017	25.6	36.6	975.7	12.9
1943	05:46 31/07/2017	25.6	36.6	975.7	12.9
1942	05:47 31/07/2017	25.6	36.7	975.7	12.9
1941	05:48 31/07/2017	25.6	36.8	975.6	13.0
1940	05:49 31/07/2017	25.6	36.7	975.7	12.9
1939	05:50 31/07/2017	25.6	36.7	975.7	12.9
1938	05:51 31/07/2017	25.6	36.7	975.7	12.9
1937	05:52 31/07/2017	25.6	36.7	975.7	12.9
1936	05:53 31/07/2017	25.6	36.8	975.7	13.0
1935	05:54 31/07/2017	25.6	36.8	975.6	13.0
1934	05:55 31/07/2017	25.6	36.8	975.7	13.0
1933	05:56 31/07/2017	25.6	36.7	975.7	12.9
1932	05:57 31/07/2017	25.6	36.7	975.7	12.9
1931	05:58 31/07/2017	25.6	36.7	975.7	12.9
1930	05:59 31/07/2017	25.6	36.7	975.6	12.9
1929	06:00 31/07/2017	25.6	36.7	975.7	12.9
1928	06:01 31/07/2017	25.6	36.7	975.5	12.9
1927	06:02 31/07/2017	25.6	36.7	975.6	12.9
1926	06:03 31/07/2017	25.6	36.8	975.5	13.0
1925	06:04 31/07/2017	25.6	36.8	975.6	13.0
1924	06:05 31/07/2017	25.6	36.8	975.6	13.0
1923	06:06 31/07/2017	25.6	36.9	975.6	13.0
1922	06:07 31/07/2017	25.6	36.9	975.6	13.0
1921	06:08 31/07/2017	25.6	36.8	975.5	13.0
1920	06:09 31/07/2017	25.6	36.9	975.5	13.0
1919	06:10 31/07/2017	25.6	36.8	975.6	13.0
1918	06:11 31/07/2017	25.6	36.8	975.5	13.0
1917	06:12 31/07/2017	25.6	36.8	975.4	13.0
1916	06:13 31/07/2017	25.6	36.8	975.5	13.0
1915	06:14 31/07/2017	25.6	36.9	975.6	13.0
1914	06:15 31/07/2017	25.6	37.0	975.5	13.0
1913	06:16 31/07/2017	25.6	36.9	975.5	13.0
1912	06:17 31/07/2017	25.6	36.9	975.5	13.0
1911	06:18 31/07/2017	25.6	36.9	975.5	13.0
1910	06:19 31/07/2017	25.6	36.9	975.5	13.0
1909	06:20 31/07/2017	25.6	36.9	975.5	13.0
1908	06:21 31/07/2017	25.6	36.8	975.6	13.0
1907	06:22 31/07/2017	25.6	36.9	975.6	13.0
1906	06:23 31/07/2017	25.6	37.0	975.5	13.0
1905	06:24 31/07/2017	25.6	37.0	975.6	13.0

Log	Timestamp	Temp	Humidity	Pressure	Dew Point
1904	06:25 31/07/2017	25.6	36.9	975.6	13.0
1903	06:26 31/07/2017	25.6	36.9	975.6	13.0
1902	06:27 31/07/2017	25.6	36.9	975.6	13.0
1901	06:28 31/07/2017	25.6	37.0	975.6	13.0
1900	06:29 31/07/2017	25.6	37.0	975.6	13.0
1899	06:30 31/07/2017	25.6	37.0	975.6	13.0
1898	06:31 31/07/2017	25.6	37.0	975.6	13.0
1897	06:32 31/07/2017	25.6	37.0	975.5	13.0
1896	06:33 31/07/2017	25.6	37.0	975.5	13.0
1895	06:34 31/07/2017	25.6	36.9	975.4	13.0
1894	06:35 31/07/2017	25.6	36.9	975.5	13.0
1893	06:36 31/07/2017	25.6	37.0	975.5	13.0
1892	06:37 31/07/2017	25.6	37.0	975.5	13.0
1891	06:38 31/07/2017	25.5	36.9	975.5	12.9
1890	06:39 31/07/2017	25.5	36.9	975.5	12.9
1889	06:40 31/07/2017	25.5	36.9	975.5	12.9
1888	06:41 31/07/2017	25.5	36.9	975.5	12.9
1887	06:42 31/07/2017	25.5	37.0	975.5	12.9
1886	06:43 31/07/2017	25.5	36.9	975.5	12.9
1885	06:44 31/07/2017	25.5	37.0	975.4	12.9
1884	06:45 31/07/2017	25.5	36.9	975.5	12.9
1883	06:46 31/07/2017	25.5	36.9	975.5	12.9
1882	06:47 31/07/2017	25.5	36.9	975.4	12.9
1881	06:48 31/07/2017	25.5	37.0	975.5	12.9
1880	06:49 31/07/2017	25.5	36.9	975.4	12.9
1879	06:50 31/07/2017	25.5	36.9	975.5	12.9
1878	06:51 31/07/2017	25.5	36.9	975.4	12.9
1877	06:52 31/07/2017	25.5	37.0	975.5	12.9
1876	06:53 31/07/2017	25.5	36.9	975.4	12.9
1875	06:54 31/07/2017	25.5	36.9	975.5	12.9
1874	06:55 31/07/2017	25.5	36.9	975.5	12.9
1873	06:56 31/07/2017	25.5	37.0	975.5	12.9
1872	06:57 31/07/2017	25.5	37.1	975.5	12.9
1871	06:58 31/07/2017	25.5	37.0	975.5	12.9
1870	06:59 31/07/2017	25.5	37.0	975.5	12.9
1869	07:00 31/07/2017	25.5	37.1	975.5	12.9
1868	07:01 31/07/2017	25.5	37.0	975.5	12.9
1867	07:02 31/07/2017	25.5	37.1	975.6	12.9
1866	07:03 31/07/2017	25.5	37.1	975.5	12.9
1865	07:04 31/07/2017	25.5	37.0	975.6	12.9
1864	07:05 31/07/2017	25.5	37.0	975.6	12.9
1863	07:06 31/07/2017	25.5	37.0	975.5	12.9
1862	07:07 31/07/2017	25.5	37.0	975.6	12.9
1861	07:08 31/07/2017	25.5	37.1	975.6	12.9
1860	07:09 31/07/2017	25.5	37.0	975.6	12.9
1859	07:10 31/07/2017	25.5	37.1	975.6	12.9
1858	07:11 31/07/2017	25.5	37.1	975.5	12.9
1857	07:12 31/07/2017	25.5	37.1	975.6	12.9
1856	07:13 31/07/2017	25.5	37.0	975.6	12.9
1855	07:14 31/07/2017	25.5	37.0	975.6	12.9
1854	07:15 31/07/2017	25.5	37.0	975.6	12.9
1853	07:16 31/07/2017	25.5	37.0	975.5	12.9
1852	07:17 31/07/2017	25.5	37.1	975.5	12.9
1851	07:18 31/07/2017	25.5	37.0	975.5	12.9
1850	07:19 31/07/2017	25.5	37.1	975.5	12.9
1849	07:20 31/07/2017	25.5	37.0	975.5	12.9
1848	07:21 31/07/2017	25.5	37.0	975.5	12.9
1847	07:22 31/07/2017	25.5	37.1	975.5	12.9
1846	07:23 31/07/2017	25.5	37.0	975.4	12.9
1845	07:24 31/07/2017	25.5	37.0	975.5	12.9
1844	07:25 31/07/2017	25.5	37.0	975.5	12.9
1843	07:26 31/07/2017	25.5	37.0	975.5	12.9
1842	07:27 31/07/2017	25.5	37.0	975.6	12.9
1841	07:28 31/07/2017	25.5	37.0	975.5	12.9
1840	07:29 31/07/2017	25.5	37.0	975.6	12.9

Log	Timestamp	Temp	Humidity	Pressure	Dew Point
1839	07:30 31/07/2017	25.5	37.1	975.5	12.9
1838	07:31 31/07/2017	25.5	37.1	975.6	12.9
1837	07:32 31/07/2017	25.5	37.0	975.6	12.9
1836	07:33 31/07/2017	25.5	37.1	975.6	12.9
1835	07:34 31/07/2017	25.5	37.1	975.6	12.9
1834	07:35 31/07/2017	25.5	37.1	975.5	12.9
1833	07:36 31/07/2017	25.5	37.1	975.5	12.9
1832	07:37 31/07/2017	25.5	37.1	975.6	12.9
1831	07:38 31/07/2017	25.5	37.2	975.6	12.9
1830	07:39 31/07/2017	25.5	37.1	975.4	12.9
1829	07:40 31/07/2017	25.5	36.9	975.6	12.9
1828	07:41 31/07/2017	25.5	36.6	975.4	12.8
1827	07:42 31/07/2017	25.4	36.2	975.5	12.6
1826	07:43 31/07/2017	25.4	36.5	975.5	12.7
1825	07:44 31/07/2017	25.4	36.1	975.5	12.6
1824	07:45 31/07/2017	25.4	36.1	975.5	12.6
1823	07:46 31/07/2017	25.4	36.6	975.5	12.7
1822	07:47 31/07/2017	25.5	35.9	975.5	12.7
1821	07:48 31/07/2017	25.5	36.1	975.5	12.7
1820	07:49 31/07/2017	25.6	36.8	975.4	13.0
1819	07:50 31/07/2017	25.8	35.7	975.6	12.9
1818	07:51 31/07/2017	25.8	35.5	975.5	12.9
1817	07:52 31/07/2017	25.8	35.5	975.4	12.9
1816	07:53 31/07/2017	25.8	35.4	975.5	12.9
1815	07:54 31/07/2017	25.7	35.5	975.6	12.8
1814	07:55 31/07/2017	25.7	35.5	975.6	12.8
1813	07:56 31/07/2017	25.7	35.4	975.6	12.8
1812	07:57 31/07/2017	25.7	35.6	975.5	12.8
1811	07:58 31/07/2017	25.7	35.6	975.6	12.8
1810	07:59 31/07/2017	25.7	35.5	975.6	12.8
1809	08:00 31/07/2017	25.7	35.4	975.5	12.8
1808	08:01 31/07/2017	25.7	35.4	975.5	12.8
1807	08:02 31/07/2017	25.7	35.4	975.5	12.8
1806	08:03 31/07/2017	25.7	35.2	975.5	12.7
1805	08:04 31/07/2017	25.7	35.5	975.5	12.8
1804	08:05 31/07/2017	25.7	35.1	975.5	12.7
1803	08:06 31/07/2017	25.7	36.3	975.5	13.0
1802	08:07 31/07/2017	25.6	35.3	975.5	12.7
1801	08:08 31/07/2017	25.6	36.0	975.5	12.8
1800	08:09 31/07/2017	25.6	35.7	975.5	12.7
1799	08:10 31/07/2017	25.6	35.0	975.5	12.6
1798	08:11 31/07/2017	25.6	35.3	975.4	12.7
1797	08:12 31/07/2017	25.6	37.0	975.5	13.0
1796	08:13 31/07/2017	25.6	36.1	975.5	12.8
1795	08:14 31/07/2017	25.6	35.6	975.4	12.7
1794	08:15 31/07/2017	25.6	36.3	975.4	12.9
1793	08:16 31/07/2017	25.6	36.6	975.4	12.9
1792	08:17 31/07/2017	25.6	36.4	975.5	12.9
1791	08:18 31/07/2017	25.6	36.9	975.4	13.0
1790	08:19 31/07/2017	25.6	37.1	975.4	13.0
1789	08:20 31/07/2017	25.6	36.5	975.4	12.9
1788	08:21 31/07/2017	25.6	37.2	975.5	13.0
1787	08:22 31/07/2017	25.6	37.3	975.4	13.1
1786	08:23 31/07/2017	25.6	37.6	975.4	13.1
1785	08:24 31/07/2017	25.6	37.5	975.5	13.1
1784	08:25 31/07/2017	25.6	37.6	975.5	13.1
1783	08:26 31/07/2017	25.6	37.6	975.6	13.1
1782	08:27 31/07/2017	25.6	36.9	975.5	13.0
1781	08:28 31/07/2017	25.6	36.3	975.5	12.9
1780	08:29 31/07/2017	25.6	35.2	975.5	12.6
1779	08:30 31/07/2017	25.6	36.3	975.5	12.9
1778	08:31 31/07/2017	25.6	36.6	975.6	12.9
1777	08:32 31/07/2017	25.6	36.1	975.6	12.8
1776	08:33 31/07/2017	25.6	36.3	975.6	12.9
1775	08:34 31/07/2017	25.6	36.5	975.5	12.9

Log	Timestamp	Temp	Humidity	Pressure	Dew Point
1774	08:35 31/07/2017	25.6	35.6	975.5	12.7
1773	08:36 31/07/2017	25.6	34.7	975.6	12.5
1772	08:37 31/07/2017	25.5	34.5	975.6	12.4
1771	08:38 31/07/2017	25.5	34.4	975.6	12.4
1770	08:39 31/07/2017	25.5	34.3	975.5	12.4
1769	08:40 31/07/2017	25.5	35.9	975.6	12.7
1768	08:41 31/07/2017	25.5	34.4	975.6	12.4
1767	08:42 31/07/2017	25.5	34.2	975.6	12.3
1766	08:43 31/07/2017	25.5	34.2	975.5	12.3
1765	08:44 31/07/2017	25.5	34.2	975.5	12.3
1764	08:45 31/07/2017	25.5	35.1	975.6	12.5
1763	08:46 31/07/2017	25.5	36.6	975.6	12.8
1762	08:47 31/07/2017	25.6	34.8	975.6	12.6
1761	08:48 31/07/2017	25.6	34.9	975.4	12.6
1760	08:49 31/07/2017	25.6	34.5	975.5	12.5
1759	08:50 31/07/2017	25.6	34.9	975.6	12.6
1758	08:51 31/07/2017	25.6	34.5	975.6	12.5
1757	08:52 31/07/2017	25.7	34.8	975.6	12.7
1756	08:53 31/07/2017	25.7	34.4	975.6	12.6
1755	08:54 31/07/2017	25.7	35.3	975.6	12.8
1754	08:55 31/07/2017	25.7	35.0	975.6	12.7
1753	08:56 31/07/2017	25.7	34.6	975.5	12.6
1752	08:57 31/07/2017	25.7	34.7	975.6	12.6
1751	08:58 31/07/2017	25.7	34.3	975.5	12.6
1750	08:59 31/07/2017	25.7	34.3	975.6	12.6
1749	09:00 31/07/2017	25.7	34.9	975.5	12.7
1748	09:01 31/07/2017	25.7	36.2	975.6	12.9
1747	09:02 31/07/2017	25.8	34.9	975.6	12.8
1746	09:03 31/07/2017	25.8	34.8	975.6	12.8
1745	09:04 31/07/2017	25.9	36.4	975.5	13.2
1744	09:05 31/07/2017	25.9	34.4	975.5	12.8
1743	09:06 31/07/2017	25.9	36.6	975.5	13.2
1742	09:07 31/07/2017	25.9	36.0	975.5	13.1
1741	09:08 31/07/2017	26.0	36.4	975.5	13.3
1740	09:09 31/07/2017	26.0	37.3	975.5	13.5
1739	09:10 31/07/2017	26.1	36.9	975.5	13.5
1738	09:11 31/07/2017	26.1	35.8	975.6	13.3
1737	09:12 31/07/2017	26.1	36.9	975.6	13.5
1736	09:13 31/07/2017	26.2	36.5	975.5	13.5
1735	09:14 31/07/2017	26.1	34.6	975.6	13.0
1734	09:15 31/07/2017	26.2	36.4	975.6	13.5
1733	09:16 31/07/2017	26.2	37.2	975.6	13.6
1732	09:17 31/07/2017	26.2	36.9	975.6	13.6
1731	09:18 31/07/2017	26.2	35.4	975.6	13.3
1730	09:19 31/07/2017	26.2	34.3	975.6	13.1
1729	09:20 31/07/2017	26.2	34.0	975.6	13.0
1728	09:21 31/07/2017	26.3	33.8	975.6	13.1
1727	09:22 31/07/2017	26.2	33.9	975.7	13.0
1726	09:23 31/07/2017	26.2	33.8	975.6	13.0
1725	09:24 31/07/2017	26.1	33.8	975.6	12.9
1724	09:25 31/07/2017	26.1	34.2	975.6	12.9
1723	09:26 31/07/2017	26.1	35.5	975.6	13.2
1722	09:27 31/07/2017	26.1	35.0	975.6	13.1
1721	09:28 31/07/2017	26.0	34.3	975.6	12.9
1720	09:29 31/07/2017	26.0	34.2	975.6	12.8
1719	09:30 31/07/2017	26.0	34.3	975.5	12.9
1718	09:31 31/07/2017	25.9	34.2	975.6	12.7
1717	09:32 31/07/2017	25.9	34.2	975.6	12.7
1716	09:33 31/07/2017	25.9	34.1	975.6	12.7
1715	09:34 31/07/2017	25.9	34.1	975.6	12.7
1714	09:35 31/07/2017	25.9	34.2	975.6	12.7
1713	09:36 31/07/2017	25.9	34.3	975.7	12.8
1712	09:37 31/07/2017	25.9	34.2	975.7	12.7
1711	09:38 31/07/2017	25.9	34.2	975.7	12.7
1710	09:39 31/07/2017	25.9	34.1	975.7	12.7

Log	Timestamp	Temp	Humidity	Pressure	Dew Point
1709	09:40 31/07/2017	25.9	34.7	975.7	12.8
1708	09:41 31/07/2017	25.9	34.1	975.6	12.7
1707	09:42 31/07/2017	25.9	34.2	975.7	12.7
1706	09:43 31/07/2017	25.9	35.6	975.7	13.0
1705	09:44 31/07/2017	25.9	34.5	975.8	12.8
1704	09:45 31/07/2017	25.9	34.2	975.8	12.7
1703	09:46 31/07/2017	25.9	34.1	975.7	12.7
1702	09:47 31/07/2017	25.9	34.2	975.8	12.7
1701	09:48 31/07/2017	25.9	34.2	975.8	12.7
1700	09:49 31/07/2017	25.9	34.3	975.8	12.8
1699	09:50 31/07/2017	25.9	34.1	975.8	12.7
1698	09:51 31/07/2017	25.9	33.9	975.7	12.7
1697	09:52 31/07/2017	25.8	33.9	975.8	12.6
1696	09:53 31/07/2017	25.7	33.8	975.7	12.5
1695	09:54 31/07/2017	25.7	33.8	975.8	12.5
1694	09:55 31/07/2017	25.6	33.8	975.7	12.4
1693	09:56 31/07/2017	25.6	33.8	975.7	12.4
1692	09:57 31/07/2017	25.5	33.8	975.7	12.3
1691	09:58 31/07/2017	25.5	33.9	975.7	12.3
1690	09:59 31/07/2017	25.5	33.8	975.8	12.3
1689	10:00 31/07/2017	25.5	33.8	975.8	12.3
1688	10:01 31/07/2017	25.4	33.8	975.8	12.2
1687	10:02 31/07/2017	25.4	33.8	975.8	12.2
1686	10:03 31/07/2017	25.4	33.8	975.8	12.2
1685	10:04 31/07/2017	25.4	33.8	975.8	12.2
1684	10:05 31/07/2017	25.4	33.8	975.9	12.2
1683	10:06 31/07/2017	25.3	33.8	975.8	12.1
1682	10:07 31/07/2017	25.3	33.9	975.8	12.1
1681	10:08 31/07/2017	25.3	33.9	975.9	12.1
1680	10:09 31/07/2017	25.3	33.9	975.9	12.1
1679	10:10 31/07/2017	25.2	34.0	975.9	12.0
1678	10:11 31/07/2017	25.2	34.4	976.0	12.1
1677	10:12 31/07/2017	25.2	35.6	976.0	12.3
1676	10:13 31/07/2017	25.2	37.1	976.0	12.6
1675	10:14 31/07/2017	25.2	35.5	976.0	12.3
1674	10:15 31/07/2017	25.2	34.7	975.9	12.1
1673	10:16 31/07/2017	25.1	34.5	975.9	12.0
1672	10:17 31/07/2017	25.1	34.4	976.0	12.0
1671	10:18 31/07/2017	25.1	34.4	975.9	12.0
1670	10:19 31/07/2017	25.0	34.4	975.9	11.9
1669	10:20 31/07/2017	25.0	34.5	975.9	11.9
1668	10:21 31/07/2017	25.0	34.6	976.0	11.9
1667	10:22 31/07/2017	25.0	34.6	975.9	11.9
1666	10:23 31/07/2017	25.0	34.6	976.0	11.9
1665	10:24 31/07/2017	25.0	34.6	976.0	11.9
1664	10:25 31/07/2017	25.0	34.6	976.0	11.9
1663	10:26 31/07/2017	25.0	34.6	976.0	11.9
1662	10:27 31/07/2017	25.0	34.7	976.0	11.9
1661	10:28 31/07/2017	24.9	34.7	976.0	11.8
1660	10:29 31/07/2017	24.9	34.8	976.0	11.9
1659	10:30 31/07/2017	24.9	34.8	976.0	11.9
1658	10:31 31/07/2017	24.9	34.9	976.0	11.9
1657	10:32 31/07/2017	24.9	34.8	976.0	11.9
1656	10:33 31/07/2017	24.9	34.9	976.1	11.9
1655	10:34 31/07/2017	24.8	34.8	976.1	11.8
1654	10:35 31/07/2017	24.5	35.1	976.0	11.5
1653	10:36 31/07/2017	24.4	35.4	976.1	11.5
1652	10:37 31/07/2017	24.2	35.6	976.0	11.3
1651	10:38 31/07/2017	24.0	36.0	976.0	11.2
1650	10:39 31/07/2017	23.9	36.2	976.1	11.1
1649	10:40 31/07/2017	23.8	36.4	976.1	11.1
1648	10:41 31/07/2017	23.7	36.6	976.1	11.0
1647	10:42 31/07/2017	23.6	36.9	976.2	11.0
1646	10:43 31/07/2017	23.6	36.9	976.2	11.0
1645	10:44 31/07/2017	23.5	37.2	976.2	10.9

Log	Timestamp	Temp	Humidity	Pressure	Dew Point
1644	10:45 31/07/2017	23.5	37.2	976.2	10.9
1643	10:46 31/07/2017	23.4	37.3	976.3	10.9
1642	10:47 31/07/2017	23.3	37.6	976.2	10.8
1641	10:48 31/07/2017	23.3	37.7	976.2	10.8
1640	10:49 31/07/2017	23.3	37.7	976.2	10.8
1639	10:50 31/07/2017	23.3	37.8	976.2	10.9
1638	10:51 31/07/2017	23.3	37.8	976.3	10.9
1637	10:52 31/07/2017	23.3	37.8	976.2	10.9
1636	10:53 31/07/2017	23.2	37.9	976.2	10.8
1635	10:54 31/07/2017	23.2	37.9	976.2	10.8
1634	10:55 31/07/2017	23.2	38.0	976.2	10.8
1633	10:56 31/07/2017	23.2	37.9	976.2	10.8
1632	10:57 31/07/2017	23.2	37.9	976.2	10.8
1631	10:58 31/07/2017	23.2	37.9	976.2	10.8
1630	10:59 31/07/2017	23.2	38.0	976.2	10.8
1629	11:00 31/07/2017	23.2	38.1	976.3	10.8
1628	11:01 31/07/2017	23.2	38.1	976.3	10.8
1627	11:02 31/07/2017	23.1	38.2	976.3	10.7
1626	11:03 31/07/2017	23.2	38.2	976.3	10.8
1625	11:04 31/07/2017	23.2	38.1	976.3	10.8
1624	11:05 31/07/2017	23.2	38.1	976.3	10.8
1623	11:06 31/07/2017	23.2	38.1	976.4	10.8
1622	11:07 31/07/2017	23.2	38.2	976.3	10.8
1621	11:08 31/07/2017	23.2	38.2	976.3	10.8
1620	11:09 31/07/2017	23.3	38.2	976.3	10.9
1619	11:10 31/07/2017	23.2	38.1	976.3	10.8
1618	11:11 31/07/2017	23.3	38.2	976.3	10.9
1617	11:12 31/07/2017	23.4	38.1	976.3	11.0
1616	11:13 31/07/2017	23.4	38.0	976.3	11.0
1615	11:14 31/07/2017	23.3	38.0	976.3	10.9
1614	11:15 31/07/2017	23.3	38.1	976.3	10.9
1613	11:16 31/07/2017	23.4	38.0	976.3	11.0
1612	11:17 31/07/2017	23.4	38.0	976.3	11.0
1611	11:18 31/07/2017	23.4	38.0	976.3	11.0
1610	11:19 31/07/2017	23.5	38.0	976.4	11.1
1609	11:20 31/07/2017	23.5	38.1	976.3	11.1
1608	11:21 31/07/2017	23.5	38.0	976.4	11.1
1607	11:22 31/07/2017	23.5	37.8	976.4	11.1
1606	11:23 31/07/2017	23.5	38.0	976.3	11.1
1605	11:24 31/07/2017	23.5	37.9	976.4	11.1
1604	11:25 31/07/2017	23.5	37.9	976.4	11.1
1603	11:26 31/07/2017	23.5	37.9	976.4	11.1
1602	11:27 31/07/2017	23.6	37.9	976.4	11.2
1601	11:28 31/07/2017	23.6	37.9	976.4	11.2
1600	11:29 31/07/2017	23.6	38.0	976.4	11.2
1599	11:30 31/07/2017	23.6	39.0	976.4	11.4
1598	11:31 31/07/2017	23.6	39.2	976.4	11.4
1597	11:32 31/07/2017	23.7	39.9	976.5	11.7
1596	11:33 31/07/2017	23.7	40.2	976.4	11.7
1595	11:34 31/07/2017	23.7	40.3	976.4	11.8
1594	11:35 31/07/2017	23.7	40.4	976.5	11.8
1593	11:36 31/07/2017	23.7	40.4	976.5	11.8
1592	11:37 31/07/2017	23.7	39.0	976.5	11.5
1591	11:38 31/07/2017	23.7	39.0	976.5	11.5
1590	11:39 31/07/2017	23.7	39.1	976.5	11.5
1589	11:40 31/07/2017	23.8	39.8	976.5	11.8
1588	11:41 31/07/2017	23.9	40.5	976.4	12.0
1587	11:42 31/07/2017	23.9	39.9	976.5	11.9
1586	11:43 31/07/2017	23.9	39.7	976.5	11.8
1585	11:44 31/07/2017	23.9	38.8	976.5	11.7
1584	11:45 31/07/2017	23.9	38.6	976.4	11.6
1583	11:46 31/07/2017	23.9	38.4	976.4	11.6
1582	11:47 31/07/2017	23.9	38.5	976.5	11.6
1581	11:48 31/07/2017	23.9	38.5	976.4	11.6
1580	11:49 31/07/2017	23.9	38.7	976.4	11.6

Log	Timestamp	Temp	Humidity	Pressure	Dew Point
1579	11:50 31/07/2017	24.0	39.9	976.5	12.0
1578	11:51 31/07/2017	24.0	40.4	976.5	12.1
1577	11:52 31/07/2017	24.1	38.7	976.5	11.8
1576	11:53 31/07/2017	24.1	38.6	976.6	11.8
1575	11:54 31/07/2017	24.1	38.8	976.5	11.9
1574	11:55 31/07/2017	24.1	38.6	976.6	11.8
1573	11:56 31/07/2017	24.1	38.9	976.6	11.9
1572	11:57 31/07/2017	24.2	38.4	976.6	11.9
1571	11:58 31/07/2017	24.2	38.3	976.7	11.9
1570	11:59 31/07/2017	24.2	38.7	976.6	11.9
1569	12:00 31/07/2017	24.3	39.1	976.7	12.1
1568	12:01 31/07/2017	24.4	38.3	976.6	12.1
1567	12:02 31/07/2017	24.5	38.8	976.6	12.3
1566	12:03 31/07/2017	24.5	38.3	976.6	12.2
1565	12:04 31/07/2017	24.6	40.8	976.6	12.8
1564	12:05 31/07/2017	24.7	40.2	976.6	12.7
1563	12:06 31/07/2017	24.8	39.6	976.6	12.7
1562	12:07 31/07/2017	24.8	38.7	976.5	12.5
1561	12:08 31/07/2017	24.7	38.2	976.5	12.3
1560	12:09 31/07/2017	24.7	39.1	976.5	12.5
1559	12:10 31/07/2017	24.7	39.4	976.5	12.6
1558	12:11 31/07/2017	24.7	38.7	976.5	12.4
1557	12:12 31/07/2017	24.7	38.4	976.5	12.4
1556	12:13 31/07/2017	24.7	38.2	976.6	12.3
1555	12:14 31/07/2017	24.6	38.1	976.5	12.2
1554	12:15 31/07/2017	24.6	38.1	976.5	12.2
1553	12:16 31/07/2017	24.6	38.0	976.5	12.2
1552	12:17 31/07/2017	24.7	38.2	976.5	12.3
1551	12:18 31/07/2017	24.7	38.1	976.5	12.3
1550	12:19 31/07/2017	24.7	38.0	976.5	12.3
1549	12:20 31/07/2017	24.7	37.9	976.6	12.3
1548	12:21 31/07/2017	24.7	37.8	976.5	12.3
1547	12:22 31/07/2017	24.7	38.0	976.5	12.3
1546	12:23 31/07/2017	24.7	37.8	976.6	12.3
1545	12:24 31/07/2017	24.7	37.6	976.5	12.2
1544	12:25 31/07/2017	24.8	37.5	976.5	12.3
1543	12:26 31/07/2017	24.8	37.6	976.5	12.3
1542	12:27 31/07/2017	24.8	37.7	976.5	12.3
1541	12:28 31/07/2017	24.8	37.7	976.5	12.3
1540	12:29 31/07/2017	24.8	37.6	976.4	12.3
1539	12:30 31/07/2017	24.8	38.1	976.4	12.4
1538	12:31 31/07/2017	24.8	37.5	976.5	12.3
1537	12:32 31/07/2017	24.9	37.3	976.4	12.4
1536	12:33 31/07/2017	24.9	37.3	976.4	12.4
1535	12:34 31/07/2017	24.9	37.3	976.4	12.4
1534	12:35 31/07/2017	24.9	37.2	976.4	12.3
1533	12:36 31/07/2017	24.9	37.3	976.4	12.4
1532	12:37 31/07/2017	24.9	37.0	976.4	12.3
1531	12:38 31/07/2017	24.9	37.1	976.4	12.3
1530	12:39 31/07/2017	24.9	37.3	976.4	12.4
1529	12:40 31/07/2017	24.9	37.4	976.4	12.4
1528	12:41 31/07/2017	24.9	37.4	976.4	12.4
1527	12:42 31/07/2017	24.9	37.4	976.4	12.4
1526	12:43 31/07/2017	24.9	37.5	976.4	12.4
1525	12:44 31/07/2017	24.9	37.5	976.4	12.4
1524	12:45 31/07/2017	25.0	37.5	976.4	12.5
1523	12:46 31/07/2017	24.9	37.6	976.4	12.4
1522	12:47 31/07/2017	24.9	37.7	976.4	12.4
1521	12:48 31/07/2017	24.9	37.8	976.4	12.5
1520	12:49 31/07/2017	24.9	37.6	976.3	12.4
1519	12:50 31/07/2017	24.9	37.6	976.4	12.4
1518	12:51 31/07/2017	24.9	37.8	976.4	12.5
1517	12:52 31/07/2017	24.9	37.7	976.5	12.4
1516	12:53 31/07/2017	24.9	37.6	976.5	12.4
1515	12:54 31/07/2017	24.9	37.7	976.5	12.4

Log	Timestamp	Temp	Humidity	Pressure	Dew Point
1514	12:55 31/07/2017	24.9	37.7	976.5	12.4
1513	12:56 31/07/2017	24.9	37.7	976.5	12.4
1512	12:57 31/07/2017	24.9	37.8	976.5	12.5
1511	12:58 31/07/2017	24.9	37.9	976.5	12.5
1510	12:59 31/07/2017	24.9	37.8	976.5	12.5
1509	13:00 31/07/2017	24.9	38.1	976.6	12.5
1508	13:01 31/07/2017	24.9	38.0	976.6	12.5
1507	13:02 31/07/2017	24.9	38.2	976.6	12.5
1506	13:03 31/07/2017	24.9	38.0	976.6	12.5
1505	13:04 31/07/2017	24.9	38.0	976.6	12.5
1504	13:05 31/07/2017	24.9	37.8	976.7	12.5
1503	13:06 31/07/2017	24.9	37.9	976.6	12.5
1502	13:07 31/07/2017	24.9	37.9	976.7	12.5
1501	13:08 31/07/2017	24.9	37.8	976.7	12.5
1500	13:09 31/07/2017	24.9	37.9	976.6	12.5
1499	13:10 31/07/2017	24.9	37.9	976.7	12.5
1498	13:11 31/07/2017	24.9	37.8	976.7	12.5
1497	13:12 31/07/2017	24.9	37.8	976.7	12.5
1496	13:13 31/07/2017	24.9	37.9	976.6	12.5
1495	13:14 31/07/2017	24.9	37.9	976.7	12.5
1494	13:15 31/07/2017	24.9	37.9	976.7	12.5
1493	13:16 31/07/2017	24.9	38.0	976.7	12.5
1492	13:17 31/07/2017	24.9	38.0	976.7	12.5
1491	13:18 31/07/2017	24.9	37.9	976.7	12.5
1490	13:19 31/07/2017	24.9	37.8	976.6	12.5
1489	13:20 31/07/2017	24.9	37.9	976.7	12.5
1488	13:21 31/07/2017	24.9	38.0	976.6	12.5
1487	13:22 31/07/2017	24.9	37.8	976.7	12.5
1486	13:23 31/07/2017	24.9	38.2	976.6	12.5
1485	13:24 31/07/2017	24.9	37.9	976.6	12.5
1484	13:25 31/07/2017	24.9	37.9	976.6	12.5
1483	13:26 31/07/2017	24.9	37.7	976.6	12.4
1482	13:27 31/07/2017	24.9	37.9	976.6	12.5
1481	13:28 31/07/2017	24.9	37.8	976.6	12.5
1480	13:29 31/07/2017	24.9	37.8	976.6	12.5
1479	13:30 31/07/2017	24.9	37.8	976.6	12.5
1478	13:31 31/07/2017	25.0	37.8	976.6	12.6
1477	13:32 31/07/2017	25.0	37.7	976.7	12.5
1476	13:33 31/07/2017	25.0	37.6	976.6	12.5
1475	13:34 31/07/2017	25.0	37.8	976.7	12.6
1474	13:35 31/07/2017	25.0	37.7	976.6	12.5
1473	13:36 31/07/2017	25.0	37.7	976.6	12.5
1472	13:37 31/07/2017	25.0	37.9	976.6	12.6
1471	13:38 31/07/2017	25.0	37.8	976.6	12.6
1470	13:39 31/07/2017	25.0	37.9	976.7	12.6
1469	13:40 31/07/2017	25.0	38.0	976.6	12.6
1468	13:41 31/07/2017	25.0	37.8	976.6	12.6
1467	13:42 31/07/2017	25.0	37.8	976.7	12.6
1466	13:43 31/07/2017	25.0	37.6	976.6	12.5
1465	13:44 31/07/2017	25.0	37.7	976.7	12.5
1464	13:45 31/07/2017	25.0	37.8	976.6	12.6
1463	13:46 31/07/2017	25.0	37.6	976.7	12.5
1462	13:47 31/07/2017	25.0	37.9	976.7	12.6
1461	13:48 31/07/2017	25.0	37.7	976.7	12.5
1460	13:49 31/07/2017	25.0	37.6	976.7	12.5
1459	13:50 31/07/2017	25.0	37.7	976.6	12.5
1458	13:51 31/07/2017	25.0	37.8	976.7	12.6
1457	13:52 31/07/2017	25.0	37.9	976.6	12.6
1456	13:53 31/07/2017	25.0	37.7	976.7	12.5
1455	13:54 31/07/2017	25.0	37.9	976.7	12.6
1454	13:55 31/07/2017	25.0	37.8	976.6	12.6
1453	13:56 31/07/2017	25.0	37.9	976.6	12.6
1452	13:57 31/07/2017	25.0	37.7	976.7	12.5
1451	13:58 31/07/2017	25.1	38.1	976.6	12.7
1450	13:59 31/07/2017	25.1	37.9	976.6	12.7

Log	Timestamp	Temp	Humidity	Pressure	Dew Point
1449	14:00 31/07/2017	25.1	37.9	976.7	12.7
1448	14:01 31/07/2017	25.1	37.9	976.7	12.7
1447	14:02 31/07/2017	25.1	38.0	976.7	12.7
1446	14:03 31/07/2017	25.1	37.9	976.6	12.7
1445	14:04 31/07/2017	25.1	38.0	976.7	12.7
1444	14:05 31/07/2017	25.1	37.9	976.6	12.7
1443	14:06 31/07/2017	25.1	38.0	976.7	12.7
1442	14:07 31/07/2017	25.1	38.5	976.6	12.8
1441	14:08 31/07/2017	25.1	38.4	976.6	12.8
1440	14:09 31/07/2017	25.1	38.2	976.6	12.7
1439	14:10 31/07/2017	25.1	38.2	976.6	12.7
1438	14:11 31/07/2017	25.1	37.9	976.5	12.7
1437	14:12 31/07/2017	25.1	38.2	976.6	12.7
1436	14:13 31/07/2017	25.1	38.3	976.5	12.8
1435	14:14 31/07/2017	25.1	38.3	976.5	12.8
1434	14:15 31/07/2017	25.1	38.5	976.5	12.8
1433	14:16 31/07/2017	25.1	38.5	976.5	12.8
1432	14:17 31/07/2017	25.1	38.6	976.5	12.8
1431	14:18 31/07/2017	25.2	38.7	976.5	12.9
1430	14:19 31/07/2017	25.2	38.8	976.5	13.0
1429	14:20 31/07/2017	25.2	38.4	976.5	12.9
1428	14:21 31/07/2017	25.2	38.5	976.5	12.9
1427	14:22 31/07/2017	25.2	38.6	976.5	12.9
1426	14:23 31/07/2017	25.2	38.3	976.5	12.9
1425	14:24 31/07/2017	25.2	38.5	976.4	12.9
1424	14:25 31/07/2017	25.2	39.0	976.4	13.0
1423	14:26 31/07/2017	25.2	38.6	976.4	12.9
1422	14:27 31/07/2017	25.2	38.2	976.4	12.8
1421	14:28 31/07/2017	25.2	38.7	976.4	12.9
1420	14:29 31/07/2017	25.2	38.4	976.4	12.9
1419	14:30 31/07/2017	25.2	38.3	976.4	12.9
1418	14:31 31/07/2017	25.2	38.6	976.4	12.9
1417	14:32 31/07/2017	25.2	38.4	976.3	12.9
1416	14:33 31/07/2017	25.2	38.5	976.4	12.9
1415	14:34 31/07/2017	25.2	38.5	976.4	12.9
1414	14:35 31/07/2017	25.2	38.6	976.4	12.9
1413	14:36 31/07/2017	25.2	38.1	976.3	12.8
1412	14:37 31/07/2017	25.2	37.9	976.4	12.8
1411	14:38 31/07/2017	25.2	38.0	976.4	12.8
1410	14:39 31/07/2017	25.2	38.0	976.4	12.8
1409	14:40 31/07/2017	25.2	38.0	976.3	12.8
1408	14:41 31/07/2017	25.2	37.9	976.3	12.8
1407	14:42 31/07/2017	25.2	37.7	976.2	12.7
1406	14:43 31/07/2017	25.3	37.7	976.2	12.8
1405	14:44 31/07/2017	25.3	37.9	976.2	12.9
1404	14:45 31/07/2017	25.3	37.9	976.2	12.9
1403	14:46 31/07/2017	25.3	38.0	976.2	12.9
1402	14:47 31/07/2017	25.3	38.1	976.2	12.9
1401	14:48 31/07/2017	25.3	37.9	976.3	12.9
1400	14:49 31/07/2017	25.3	38.3	976.4	13.0
1399	14:50 31/07/2017	25.3	38.1	976.2	12.9
1398	14:51 31/07/2017	25.3	38.1	976.3	12.9
1397	14:52 31/07/2017	25.3	38.0	976.2	12.9
1396	14:53 31/07/2017	25.3	38.2	976.2	12.9
1395	14:54 31/07/2017	25.3	38.4	976.4	13.0
1394	14:55 31/07/2017	25.3	38.1	976.3	12.9
1393	14:56 31/07/2017	25.3	37.9	976.3	12.9
1392	14:57 31/07/2017	25.3	38.0	976.3	12.9
1391	14:58 31/07/2017	25.3	37.7	976.3	12.8
1390	14:59 31/07/2017	25.3	37.6	976.3	12.8
1389	15:00 31/07/2017	25.3	37.9	976.3	12.9
1388	15:01 31/07/2017	25.4	38.1	976.4	13.0
1387	15:02 31/07/2017	25.4	38.0	976.2	13.0
1386	15:03 31/07/2017	25.4	37.8	976.3	13.0
1385	15:04 31/07/2017	25.4	37.9	976.3	13.0

Log	Timestamp	Temp	Humidity	Pressure	Dew Point
1384	15:05 31/07/2017	25.4	37.9	976.3	13.0
1383	15:06 31/07/2017	25.4	38.0	976.4	13.0
1382	15:07 31/07/2017	25.4	38.0	976.4	13.0
1381	15:08 31/07/2017	25.4	38.1	976.3	13.0
1380	15:09 31/07/2017	25.4	38.1	976.3	13.0
1379	15:10 31/07/2017	25.4	37.9	976.3	13.0
1378	15:11 31/07/2017	25.4	38.1	976.2	13.0
1377	15:12 31/07/2017	25.4	37.9	976.3	13.0
1376	15:13 31/07/2017	25.4	38.3	976.3	13.1
1375	15:14 31/07/2017	25.4	38.2	976.3	13.0
1374	15:15 31/07/2017	25.4	37.9	976.3	13.0
1373	15:16 31/07/2017	25.4	38.0	976.3	13.0
1372	15:17 31/07/2017	25.4	38.0	976.3	13.0
1371	15:18 31/07/2017	25.4	37.8	976.3	13.0
1370	15:19 31/07/2017	25.4	37.7	976.3	12.9
1369	15:20 31/07/2017	25.4	37.5	976.2	12.9
1368	15:21 31/07/2017	25.5	37.4	976.3	13.0
1367	15:22 31/07/2017	25.5	37.6	976.2	13.0
1366	15:23 31/07/2017	25.5	38.0	976.3	13.1
1365	15:24 31/07/2017	25.5	37.7	976.2	13.0
1364	15:25 31/07/2017	25.5	37.5	976.2	13.0
1363	15:26 31/07/2017	25.5	37.5	976.2	13.0
1362	15:27 31/07/2017	25.5	37.6	976.2	13.0
1361	15:28 31/07/2017	25.5	38.0	976.2	13.1
1360	15:29 31/07/2017	25.5	37.7	976.2	13.0
1359	15:30 31/07/2017	25.5	37.3	976.1	13.0
1358	15:31 31/07/2017	25.5	37.4	976.1	13.0
1357	15:32 31/07/2017	25.5	37.5	976.1	13.0
1356	15:33 31/07/2017	25.5	37.4	976.1	13.0
1355	15:34 31/07/2017	25.5	37.3	976.1	13.0
1354	15:35 31/07/2017	25.5	37.3	976.0	13.0
1353	15:36 31/07/2017	25.5	37.4	976.0	13.0
1352	15:37 31/07/2017	25.5	37.7	976.0	13.0
1351	15:38 31/07/2017	25.5	37.6	976.1	13.0
1350	15:39 31/07/2017	25.5	37.7	976.0	13.0
1349	15:40 31/07/2017	25.5	37.3	976.1	13.0
1348	15:41 31/07/2017	25.5	37.7	976.1	13.0
1347	15:42 31/07/2017	25.5	37.5	976.1	13.0
1346	15:43 31/07/2017	25.5	37.3	976.1	13.0
1345	15:44 31/07/2017	25.6	37.6	976.1	13.1
1344	15:45 31/07/2017	25.5	37.4	976.2	13.0
1343	15:46 31/07/2017	25.6	37.5	976.0	13.1
1342	15:47 31/07/2017	25.6	37.5	976.1	13.1
1341	15:48 31/07/2017	25.6	37.5	976.0	13.1
1340	15:49 31/07/2017	25.6	37.3	976.1	13.1
1339	15:50 31/07/2017	25.6	37.2	976.0	13.0
1338	15:51 31/07/2017	25.6	37.3	976.0	13.1
1337	15:52 31/07/2017	25.6	37.4	975.9	13.1
1336	15:53 31/07/2017	25.6	37.4	976.0	13.1
1335	15:54 31/07/2017	25.6	37.4	975.9	13.1
1334	15:55 31/07/2017	25.6	37.7	976.0	13.1
1333	15:56 31/07/2017	25.6	37.5	976.0	13.1
1332	15:57 31/07/2017	25.6	37.4	975.9	13.1
1331	15:58 31/07/2017	25.6	37.4	975.9	13.1
1330	15:59 31/07/2017	25.6	37.5	976.0	13.1
1329	16:00 31/07/2017	25.6	37.4	976.0	13.1
1328	16:01 31/07/2017	25.6	37.5	975.9	13.1
1327	16:02 31/07/2017	25.6	37.3	975.9	13.1
1326	16:03 31/07/2017	25.7	37.1	975.9	13.1
1325	16:04 31/07/2017	25.8	36.6	975.9	13.1
1324	16:05 31/07/2017	25.9	36.5	975.9	13.2
1323	16:06 31/07/2017	25.9	36.4	975.9	13.2
1322	16:07 31/07/2017	26.0	36.4	975.9	13.3
1321	16:08 31/07/2017	26.1	38.2	975.9	13.7
1320	16:09 31/07/2017	26.1	36.1	975.8	13.3

Log	Timestamp	Temp	Humidity	Pressure	Dew Point
1319	16:10 31/07/2017	26.2	36.4	975.9	13.5
1318	16:11 31/07/2017	26.1	36.1	975.8	13.3
1317	16:12 31/07/2017	26.2	36.2	975.9	13.4
1316	16:13 31/07/2017	26.2	35.3	975.8	13.3
1315	16:14 31/07/2017	26.3	34.8	975.8	13.3
1314	16:15 31/07/2017	26.3	35.1	975.8	13.3
1313	16:16 31/07/2017	26.4	35.0	975.8	13.4
1312	16:17 31/07/2017	26.4	35.0	975.8	13.4
1311	16:18 31/07/2017	26.4	34.9	975.8	13.4
1310	16:19 31/07/2017	26.4	35.1	975.8	13.4
1309	16:20 31/07/2017	26.4	34.7	975.7	13.3
1308	16:21 31/07/2017	26.4	34.5	975.8	13.3
1307	16:22 31/07/2017	26.4	35.5	975.8	13.5
1306	16:23 31/07/2017	26.4	35.2	975.7	13.4
1305	16:24 31/07/2017	26.4	35.0	975.8	13.4
1304	16:25 31/07/2017	26.4	35.7	975.7	13.5
1303	16:26 31/07/2017	26.5	35.0	975.8	13.5
1302	16:27 31/07/2017	26.4	35.3	975.8	13.5
1301	16:28 31/07/2017	26.5	35.2	975.8	13.5
1300	16:29 31/07/2017	26.5	35.7	975.8	13.6
1299	16:30 31/07/2017	26.5	35.4	975.8	13.6
1298	16:31 31/07/2017	26.5	35.2	975.8	13.5
1297	16:32 31/07/2017	26.5	36.0	975.8	13.7
1296	16:33 31/07/2017	26.5	35.2	975.7	13.5
1295	16:34 31/07/2017	26.5	35.2	975.8	13.5
1294	16:35 31/07/2017	26.5	34.4	975.7	13.4
1293	16:36 31/07/2017	26.5	34.7	975.7	13.4
1292	16:37 31/07/2017	26.6	34.8	975.7	13.6
1291	16:38 31/07/2017	26.6	35.4	975.7	13.7
1290	16:39 31/07/2017	26.6	35.5	975.7	13.7
1289	16:40 31/07/2017	26.7	34.2	975.7	13.5
1288	16:41 31/07/2017	26.7	34.8	975.7	13.7
1287	16:42 31/07/2017	26.7	34.5	975.7	13.6
1286	16:43 31/07/2017	26.7	34.7	975.7	13.6
1285	16:44 31/07/2017	26.8	35.1	975.7	13.8
1284	16:45 31/07/2017	26.8	35.5	975.7	13.9
1283	16:46 31/07/2017	26.8	35.2	975.7	13.8
1282	16:47 31/07/2017	26.8	34.3	975.6	13.7
1281	16:48 31/07/2017	26.8	33.9	975.7	13.6
1280	16:49 31/07/2017	26.9	32.4	975.6	13.4
1279	16:50 31/07/2017	26.9	32.2	975.6	13.3
1278	16:51 31/07/2017	27.0	32.2	975.6	13.4
1277	16:52 31/07/2017	27.0	32.4	975.6	13.5
1276	16:53 31/07/2017	27.0	32.4	975.7	13.5
1275	16:54 31/07/2017	27.0	32.3	975.7	13.5
1274	16:55 31/07/2017	27.0	32.3	975.7	13.5
1273	16:56 31/07/2017	27.0	31.9	975.7	13.4
1272	16:57 31/07/2017	27.0	32.0	975.6	13.4
1271	16:58 31/07/2017	27.0	31.9	975.7	13.4
1270	16:59 31/07/2017	27.0	32.5	975.6	13.5
1269	17:00 31/07/2017	27.0	32.7	975.6	13.5
1268	17:01 31/07/2017	26.9	32.6	975.5	13.4
1267	17:02 31/07/2017	26.9	32.4	975.6	13.4
1266	17:03 31/07/2017	26.9	32.5	975.5	13.4
1265	17:04 31/07/2017	26.9	32.6	975.5	13.4
1264	17:05 31/07/2017	26.9	32.3	975.5	13.4
1263	17:06 31/07/2017	26.9	31.8	975.5	13.3
1262	17:07 31/07/2017	27.0	31.8	975.5	13.4
1261	17:08 31/07/2017	27.0	31.5	975.5	13.3
1260	17:09 31/07/2017	27.0	31.1	975.5	13.2
1259	17:10 31/07/2017	27.1	30.5	975.5	13.2
1258	17:11 31/07/2017	27.1	30.4	975.5	13.2
1257	17:12 31/07/2017	27.1	30.8	975.5	13.3
1256	17:13 31/07/2017	27.1	31.4	975.5	13.4
1255	17:14 31/07/2017	27.1	31.5	975.4	13.4

Log	Timestamp	Temp	Humidity	Pressure	Dew Point
1254	17:15 31/07/2017	27.1	31.4	975.5	13.4
1253	17:16 31/07/2017	27.0	31.5	975.4	13.3
1252	17:17 31/07/2017	27.0	31.5	975.5	13.3
1251	17:18 31/07/2017	27.0	31.5	975.4	13.3
1250	17:19 31/07/2017	27.0	31.4	975.5	13.3
1249	17:20 31/07/2017	27.0	31.4	975.5	13.3
1248	17:21 31/07/2017	27.0	32.5	975.4	13.5
1247	17:22 31/07/2017	27.0	32.5	975.4	13.5
1246	17:23 31/07/2017	27.0	32.4	975.4	13.5
1245	17:24 31/07/2017	27.0	31.7	975.4	13.3
1244	17:25 31/07/2017	27.0	32.2	975.5	13.4
1243	17:26 31/07/2017	27.0	31.8	975.4	13.4
1242	17:27 31/07/2017	27.0	31.7	975.4	13.3
1241	17:28 31/07/2017	27.0	32.1	975.4	13.4
1240	17:29 31/07/2017	27.0	31.9	975.4	13.4
1239	17:30 31/07/2017	27.0	31.9	975.4	13.4
1238	17:31 31/07/2017	27.0	31.8	975.4	13.4
1237	17:32 31/07/2017	27.0	31.9	975.4	13.4
1236	17:33 31/07/2017	26.9	31.7	975.4	13.2
1235	17:34 31/07/2017	26.9	31.6	975.3	13.2
1234	17:35 31/07/2017	26.9	31.5	975.3	13.2
1233	17:36 31/07/2017	27.0	31.5	975.5	13.3
1232	17:37 31/07/2017	27.0	31.7	975.4	13.3
1231	17:38 31/07/2017	27.0	31.8	975.4	13.4
1230	17:39 31/07/2017	27.0	31.7	975.4	13.3
1229	17:40 31/07/2017	27.0	31.7	975.4	13.3
1228	17:41 31/07/2017	27.0	31.7	975.4	13.3
1227	17:42 31/07/2017	27.0	31.7	975.3	13.3
1226	17:43 31/07/2017	27.0	31.7	975.3	13.3
1225	17:44 31/07/2017	27.0	31.5	975.4	13.3
1224	17:45 31/07/2017	27.0	31.4	975.3	13.3
1223	17:46 31/07/2017	27.0	31.4	975.3	13.3
1222	17:47 31/07/2017	27.0	31.2	975.3	13.2
1221	17:48 31/07/2017	27.0	31.1	975.4	13.2
1220	17:49 31/07/2017	27.0	31.1	975.3	13.2
1219	17:50 31/07/2017	27.0	31.1	975.4	13.2
1218	17:51 31/07/2017	27.0	31.2	975.5	13.2
1217	17:52 31/07/2017	27.0	31.2	975.4	13.2
1216	17:53 31/07/2017	27.0	31.2	975.4	13.2
1215	17:54 31/07/2017	27.0	31.1	975.4	13.2
1214	17:55 31/07/2017	27.0	31.0	975.3	13.2
1213	17:56 31/07/2017	27.0	31.0	975.3	13.2
1212	17:57 31/07/2017	27.0	31.0	975.3	13.2
1211	17:58 31/07/2017	27.0	30.9	975.3	13.2
1210	17:59 31/07/2017	27.0	30.9	975.2	13.2
1209	18:00 31/07/2017	27.0	31.0	975.3	13.2
1208	18:01 31/07/2017	27.0	31.1	975.3	13.2
1207	18:02 31/07/2017	27.0	31.0	975.3	13.2
1206	18:03 31/07/2017	27.0	31.1	975.2	13.2
1205	18:04 31/07/2017	27.0	31.0	975.2	13.2
1204	18:05 31/07/2017	27.0	31.0	975.2	13.2
1203	18:06 31/07/2017	27.0	31.1	975.2	13.2
1202	18:07 31/07/2017	27.0	31.1	975.2	13.2
1201	18:08 31/07/2017	27.0	31.0	975.3	13.2
1200	18:09 31/07/2017	27.0	31.1	975.2	13.2
1199	18:10 31/07/2017	26.9	31.1	975.2	13.1
1198	18:11 31/07/2017	26.9	31.1	975.1	13.1
1197	18:12 31/07/2017	26.9	31.2	975.2	13.1
1196	18:13 31/07/2017	26.9	31.2	975.2	13.1
1195	18:14 31/07/2017	26.9	31.2	975.1	13.1
1194	18:15 31/07/2017	26.9	31.3	975.2	13.2
1193	18:16 31/07/2017	26.9	31.2	975.1	13.1
1192	18:17 31/07/2017	26.9	31.3	975.2	13.2
1191	18:18 31/07/2017	26.9	31.3	975.1	13.2
1190	18:19 31/07/2017	26.9	31.3	975.1	13.2

Log	Timestamp	Temp	Humidity	Pressure	Dew Point
1189	18:20 31/07/2017	26.9	31.4	975.1	13.2
1188	18:21 31/07/2017	26.9	31.5	975.1	13.2
1187	18:22 31/07/2017	26.9	31.5	975.0	13.2
1186	18:23 31/07/2017	26.9	31.6	975.1	13.2
1185	18:24 31/07/2017	26.9	31.6	975.1	13.2
1184	18:25 31/07/2017	26.9	31.5	975.1	13.2
1183	18:26 31/07/2017	26.9	31.7	975.1	13.2
1182	18:27 31/07/2017	26.9	31.7	975.0	13.2
1181	18:28 31/07/2017	26.9	31.7	975.1	13.2
1180	18:29 31/07/2017	26.9	31.8	975.0	13.3
1179	18:30 31/07/2017	26.9	31.8	975.1	13.3
1178	18:31 31/07/2017	26.9	31.8	975.0	13.3
1177	18:32 31/07/2017	26.9	31.8	975.1	13.3
1176	18:33 31/07/2017	26.9	31.9	975.0	13.3
1175	18:34 31/07/2017	26.9	31.9	975.0	13.3
1174	18:35 31/07/2017	26.9	32.0	975.0	13.3
1173	18:36 31/07/2017	26.8	32.0	975.0	13.2
1172	18:37 31/07/2017	26.8	32.1	975.0	13.2
1171	18:38 31/07/2017	26.9	32.1	975.1	13.3
1170	18:39 31/07/2017	26.8	32.1	975.0	13.2
1169	18:40 31/07/2017	26.8	32.2	975.0	13.2
1168	18:41 31/07/2017	26.9	32.2	975.0	13.3
1167	18:42 31/07/2017	26.8	32.2	974.8	13.2
1166	18:43 31/07/2017	26.9	32.2	974.9	13.3
1165	18:44 31/07/2017	26.9	32.2	975.0	13.3
1164	18:45 31/07/2017	26.9	32.2	974.9	13.3
1163	18:46 31/07/2017	26.9	32.2	974.8	13.3
1162	18:47 31/07/2017	26.8	32.2	974.8	13.2
1161	18:48 31/07/2017	26.8	32.2	974.8	13.2
1160	18:49 31/07/2017	26.8	32.3	974.9	13.3
1159	18:50 31/07/2017	26.9	32.3	974.9	13.4
1158	18:51 31/07/2017	26.9	32.2	974.8	13.3
1157	18:52 31/07/2017	26.9	32.2	974.8	13.3
1156	18:53 31/07/2017	26.9	32.2	974.9	13.3
1155	18:54 31/07/2017	26.9	32.2	974.9	13.3
1154	18:55 31/07/2017	26.9	32.1	974.9	13.3
1153	18:56 31/07/2017	26.9	32.1	974.8	13.3
1152	18:57 31/07/2017	26.9	32.1	974.8	13.3
1151	18:58 31/07/2017	26.9	32.4	974.7	13.4
1150	18:59 31/07/2017	26.9	32.6	974.9	13.4
1149	19:00 31/07/2017	26.8	33.2	974.8	13.4
1148	19:01 31/07/2017	26.7	32.9	974.7	13.3
1147	19:02 31/07/2017	26.7	32.8	974.8	13.3
1146	19:03 31/07/2017	26.7	33.0	974.6	13.3
1145	19:04 31/07/2017	26.7	33.0	974.7	13.3
1144	19:05 31/07/2017	26.6	33.3	974.6	13.3
1143	19:06 31/07/2017	26.6	33.8	974.9	13.4
1142	19:07 31/07/2017	26.7	33.7	974.8	13.4
1141	19:08 31/07/2017	26.7	33.8	974.7	13.5
1140	19:09 31/07/2017	26.7	33.6	974.7	13.4
1139	19:10 31/07/2017	26.7	33.7	974.7	13.4
1138	19:11 31/07/2017	26.6	33.8	974.7	13.4
1137	19:12 31/07/2017	26.6	34.5	974.7	13.5
1136	19:13 31/07/2017	26.5	34.9	974.6	13.5
1135	19:14 31/07/2017	26.5	34.9	974.7	13.5
1134	19:15 31/07/2017	26.5	35.2	974.6	13.5
1133	19:16 31/07/2017	26.5	35.0	974.6	13.5
1132	19:17 31/07/2017	26.4	36.2	974.5	13.6
1131	19:18 31/07/2017	26.4	36.1	974.6	13.6
1130	19:19 31/07/2017	26.4	35.6	974.7	13.5
1129	19:20 31/07/2017	26.4	35.3	974.6	13.5
1128	19:21 31/07/2017	26.4	35.2	974.6	13.4
1127	19:22 31/07/2017	26.4	34.9	974.6	13.4
1126	19:23 31/07/2017	26.4	34.6	974.6	13.3
1125	19:24 31/07/2017	26.4	34.7	974.5	13.3

Log	Timestamp	Temp	Humidity	Pressure	Dew Point
1124	19:25 31/07/2017	26.4	34.8	974.6	13.4
1123	19:26 31/07/2017	26.3	34.5	974.6	13.2
1122	19:27 31/07/2017	26.3	34.5	974.6	13.2
1121	19:28 31/07/2017	26.3	34.6	974.5	13.2
1120	19:29 31/07/2017	26.3	34.8	974.6	13.3
1119	19:30 31/07/2017	26.3	34.7	974.5	13.2
1118	19:31 31/07/2017	26.4	34.9	974.6	13.4
1117	19:32 31/07/2017	26.4	35.0	974.6	13.4
1116	19:33 31/07/2017	26.4	35.0	974.6	13.4
1115	19:34 31/07/2017	26.5	34.9	974.5	13.5
1114	19:35 31/07/2017	26.5	34.6	974.6	13.4
1113	19:36 31/07/2017	26.5	34.3	974.6	13.4
1112	19:37 31/07/2017	26.6	34.0	974.5	13.4
1111	19:38 31/07/2017	26.6	33.6	974.6	13.3
1110	19:39 31/07/2017	26.7	33.5	974.5	13.4
1109	19:40 31/07/2017	26.7	33.5	974.6	13.4
1108	19:41 31/07/2017	26.7	33.3	974.5	13.4
1107	19:42 31/07/2017	26.7	33.4	974.4	13.4
1106	19:43 31/07/2017	26.7	33.5	974.4	13.4
1105	19:44 31/07/2017	26.7	33.4	974.5	13.4
1104	19:45 31/07/2017	26.8	33.2	974.5	13.4
1103	19:46 31/07/2017	26.8	33.3	974.5	13.5
1102	19:47 31/07/2017	26.8	33.2	974.5	13.4
1101	19:48 31/07/2017	26.8	33.3	974.5	13.5
1100	19:49 31/07/2017	26.8	33.2	974.5	13.4
1099	19:50 31/07/2017	26.9	34.1	974.5	13.7
1098	19:51 31/07/2017	26.9	33.6	974.4	13.6
1097	19:52 31/07/2017	26.9	33.6	974.4	13.6
1096	19:53 31/07/2017	26.9	33.4	974.4	13.6
1095	19:54 31/07/2017	26.9	33.3	974.5	13.6
1094	19:55 31/07/2017	26.9	33.5	974.4	13.6
1093	19:56 31/07/2017	27.0	33.4	974.4	13.7
1092	19:57 31/07/2017	27.0	33.3	974.5	13.7
1091	19:58 31/07/2017	27.0	33.0	974.4	13.6
1090	19:59 31/07/2017	27.0	32.8	974.5	13.6
1089	20:00 31/07/2017	27.0	33.0	974.6	13.6
1088	20:01 31/07/2017	27.0	32.7	974.5	13.5
1087	20:02 31/07/2017	27.0	32.5	974.5	13.5
1086	20:03 31/07/2017	27.0	32.6	974.5	13.5
1085	20:04 31/07/2017	27.1	32.5	974.4	13.6
1084	20:05 31/07/2017	27.1	32.3	974.5	13.6
1083	20:06 31/07/2017	27.1	32.4	974.4	13.6
1082	20:07 31/07/2017	27.1	32.7	974.5	13.6
1081	20:08 31/07/2017	27.1	32.6	974.5	13.6
1080	20:09 31/07/2017	27.1	32.6	974.5	13.6
1079	20:10 31/07/2017	27.1	32.4	974.4	13.6
1078	20:11 31/07/2017	27.1	32.4	974.5	13.6
1077	20:12 31/07/2017	27.1	32.3	974.5	13.6
1076	20:13 31/07/2017	27.2	32.3	974.5	13.7
1075	20:14 31/07/2017	27.2	32.3	974.5	13.7
1074	20:15 31/07/2017	27.2	32.2	974.5	13.6
1073	20:16 31/07/2017	27.2	32.2	974.4	13.6
1072	20:17 31/07/2017	27.2	32.3	974.5	13.7
1071	20:18 31/07/2017	27.2	32.3	974.5	13.7
1070	20:19 31/07/2017	27.2	32.2	974.4	13.6
1069	20:20 31/07/2017	27.2	32.2	974.4	13.6
1068	20:21 31/07/2017	27.2	32.2	974.4	13.6
1067	20:22 31/07/2017	27.2	32.1	974.4	13.6
1066	20:23 31/07/2017	27.2	32.2	974.6	13.6
1065	20:24 31/07/2017	27.2	32.1	974.5	13.6
1064	20:25 31/07/2017	27.2	32.0	974.5	13.6
1063	20:26 31/07/2017	27.2	31.9	974.4	13.6
1062	20:27 31/07/2017	27.2	32.3	974.3	13.7
1061	20:28 31/07/2017	27.2	32.3	974.4	13.7
1060	20:29 31/07/2017	27.2	32.3	974.4	13.7

Log	Timestamp	Temp	Humidity	Pressure	Dew Point
1059	20:30 31/07/2017	27.3	32.0	974.4	13.7
1058	20:31 31/07/2017	27.2	31.8	974.3	13.6
1057	20:32 31/07/2017	27.2	31.8	974.4	13.6
1056	20:33 31/07/2017	27.2	32.2	974.4	13.6
1055	20:34 31/07/2017	27.3	32.4	974.4	13.8
1054	20:35 31/07/2017	27.3	31.6	974.4	13.6
1053	20:36 31/07/2017	27.3	31.6	974.4	13.6
1052	20:37 31/07/2017	27.3	31.4	974.5	13.6
1051	20:38 31/07/2017	27.3	31.4	974.4	13.6
1050	20:39 31/07/2017	27.3	31.4	974.4	13.6
1049	20:40 31/07/2017	27.3	31.4	974.4	13.6
1048	20:41 31/07/2017	27.3	31.4	974.4	13.6
1047	20:42 31/07/2017	27.3	31.4	974.5	13.6
1046	20:43 31/07/2017	27.2	31.4	974.4	13.5
1045	20:44 31/07/2017	27.2	31.3	974.4	13.5
1044	20:45 31/07/2017	27.2	31.3	974.4	13.5
1043	20:46 31/07/2017	27.2	31.4	974.4	13.5
1042	20:47 31/07/2017	27.2	31.3	974.4	13.5
1041	20:48 31/07/2017	27.2	31.2	974.4	13.4
1040	20:49 31/07/2017	27.2	31.2	974.4	13.4
1039	20:50 31/07/2017	27.2	31.2	974.5	13.4
1038	20:51 31/07/2017	27.2	31.2	974.5	13.4
1037	20:52 31/07/2017	27.2	31.2	974.5	13.4
1036	20:53 31/07/2017	27.2	31.2	974.5	13.4
1035	20:54 31/07/2017	27.2	31.1	974.5	13.4
1034	20:55 31/07/2017	27.2	31.1	974.5	13.4
1033	20:56 31/07/2017	27.2	33.3	974.5	13.9
1032	20:57 31/07/2017	27.2	33.8	974.5	14.0
1031	20:58 31/07/2017	27.2	33.8	974.5	14.0
1030	20:59 31/07/2017	27.2	33.7	974.4	13.9
1029	21:00 31/07/2017	27.2	33.6	974.5	13.9
1028	21:01 31/07/2017	27.2	34.0	974.4	14.0
1027	21:02 31/07/2017	27.2	33.9	974.4	14.0
1026	21:03 31/07/2017	27.2	34.0	974.4	14.0
1025	21:04 31/07/2017	27.2	34.8	974.5	14.2
1024	21:05 31/07/2017	27.2	34.5	974.4	14.1
1023	21:06 31/07/2017	27.2	34.2	974.4	14.0
1022	21:07 31/07/2017	27.2	34.8	974.5	14.2
1021	21:08 31/07/2017	27.2	35.4	974.5	14.3
1020	21:09 31/07/2017	27.2	35.5	974.4	14.3
1019	21:10 31/07/2017	27.2	35.0	974.4	14.2
1018	21:11 31/07/2017	27.2	34.7	974.4	14.1
1017	21:12 31/07/2017	27.2	35.0	974.4	14.2
1016	21:13 31/07/2017	27.2	35.2	974.4	14.2
1015	21:14 31/07/2017	27.3	35.0	974.3	14.3
1014	21:15 31/07/2017	27.2	35.1	974.3	14.2
1013	21:16 31/07/2017	27.3	34.6	974.4	14.2
1012	21:17 31/07/2017	27.3	35.0	974.4	14.3
1011	21:18 31/07/2017	27.3	34.5	974.4	14.2
1010	21:19 31/07/2017	27.3	34.6	974.3	14.2
1009	21:20 31/07/2017	27.3	34.7	974.3	14.2
1008	21:21 31/07/2017	27.3	35.0	974.4	14.3
1007	21:22 31/07/2017	27.3	35.1	974.3	14.3
1006	21:23 31/07/2017	27.3	34.0	974.3	14.1
1005	21:24 31/07/2017	27.3	34.1	974.4	14.1
1004	21:25 31/07/2017	27.3	34.1	974.4	14.1
1003	21:26 31/07/2017	27.3	34.2	974.3	14.1
1002	21:27 31/07/2017	27.3	34.1	974.2	14.1
1001	21:28 31/07/2017	27.3	34.1	974.4	14.1
1000	21:29 31/07/2017	27.3	34.3	974.3	14.2
999	21:30 31/07/2017	27.3	34.7	974.4	14.2
998	21:31 31/07/2017	27.3	35.1	974.4	14.3
997	21:32 31/07/2017	27.4	35.1	974.4	14.4
996	21:33 31/07/2017	27.3	34.7	974.4	14.2
995	21:34 31/07/2017	27.3	34.3	974.4	14.2

Log	Timestamp	Temp	Humidity	Pressure	Dew Point
994	21:35 31/07/2017	27.3	34.0	974.3	14.1
993	21:36 31/07/2017	27.3	33.7	974.4	14.0
992	21:37 31/07/2017	27.3	33.4	974.4	14.0
991	21:38 31/07/2017	27.2	33.2	974.4	13.8
990	21:39 31/07/2017	27.2	33.1	974.3	13.8
989	21:40 31/07/2017	27.2	32.9	974.4	13.8
988	21:41 31/07/2017	27.2	32.7	974.3	13.7
987	21:42 31/07/2017	27.2	32.6	974.3	13.7
986	21:43 31/07/2017	27.2	32.8	974.4	13.8
985	21:44 31/07/2017	27.2	32.6	974.3	13.7
984	21:45 31/07/2017	27.2	32.5	974.4	13.7
983	21:46 31/07/2017	27.2	32.4	974.3	13.7
982	21:47 31/07/2017	27.2	32.4	974.4	13.7
981	21:48 31/07/2017	27.2	32.4	974.3	13.7
980	21:49 31/07/2017	27.2	32.3	974.3	13.7
979	21:50 31/07/2017	27.2	32.2	974.3	13.6
978	21:51 31/07/2017	27.2	32.2	974.3	13.6
977	21:52 31/07/2017	27.2	32.2	974.3	13.6
976	21:53 31/07/2017	27.2	32.2	974.4	13.6
975	21:54 31/07/2017	27.1	32.2	974.3	13.5
974	21:55 31/07/2017	27.1	32.2	974.4	13.5
973	21:56 31/07/2017	27.1	32.2	974.4	13.5
972	21:57 31/07/2017	27.1	32.2	974.4	13.5
971	21:58 31/07/2017	27.1	32.2	974.4	13.5
970	21:59 31/07/2017	27.1	32.3	974.4	13.6
969	22:00 31/07/2017	27.1	32.4	974.4	13.6
968	22:01 31/07/2017	27.1	32.4	974.4	13.6
967	22:02 31/07/2017	27.1	32.4	974.4	13.6
966	22:03 31/07/2017	27.1	32.5	974.4	13.6
965	22:04 31/07/2017	27.1	32.5	974.4	13.6
964	22:05 31/07/2017	27.0	32.5	974.4	13.5
963	22:06 31/07/2017	27.0	32.5	974.4	13.5
962	22:07 31/07/2017	27.0	32.5	974.4	13.5
961	22:08 31/07/2017	27.0	32.5	974.4	13.5
960	22:09 31/07/2017	27.0	32.5	974.3	13.5
959	22:10 31/07/2017	27.0	32.5	974.5	13.5
958	22:11 31/07/2017	27.0	32.5	974.3	13.5
957	22:12 31/07/2017	27.0	32.5	974.4	13.5
956	22:13 31/07/2017	27.0	32.5	974.4	13.5
955	22:14 31/07/2017	27.0	32.6	974.4	13.5
954	22:15 31/07/2017	27.0	32.5	974.3	13.5
953	22:16 31/07/2017	27.0	32.5	974.3	13.5
952	22:17 31/07/2017	26.9	32.5	974.3	13.4
951	22:18 31/07/2017	26.9	32.5	974.3	13.4
950	22:19 31/07/2017	26.9	32.5	974.3	13.4
949	22:20 31/07/2017	26.9	32.5	974.4	13.4
948	22:21 31/07/2017	26.9	32.5	974.4	13.4
947	22:22 31/07/2017	26.9	32.5	974.4	13.4
946	22:23 31/07/2017	26.9	32.6	974.4	13.4
945	22:24 31/07/2017	26.9	32.6	974.4	13.4
944	22:25 31/07/2017	26.9	32.7	974.4	13.4
943	22:26 31/07/2017	26.9	32.7	974.4	13.4
942	22:27 31/07/2017	26.9	33.0	974.3	13.5
941	22:28 31/07/2017	26.9	33.1	974.4	13.5
940	22:29 31/07/2017	26.9	33.1	974.4	13.5
939	22:30 31/07/2017	26.9	33.2	974.4	13.5
938	22:31 31/07/2017	26.9	33.3	974.4	13.6
937	22:32 31/07/2017	26.9	33.3	974.4	13.6
936	22:33 31/07/2017	26.9	33.3	974.4	13.6
935	22:34 31/07/2017	26.9	33.3	974.4	13.6
934	22:35 31/07/2017	26.9	33.2	974.4	13.5
933	22:36 31/07/2017	26.9	33.2	974.4	13.5
932	22:37 31/07/2017	26.8	33.2	974.4	13.4
931	22:38 31/07/2017	26.8	33.1	974.4	13.4
930	22:39 31/07/2017	26.8	33.0	974.4	13.4

Log	Timestamp	Temp	Humidity	Pressure	Dew Point
929	22:40 31/07/2017	26.8	33.1	974.4	13.4
928	22:41 31/07/2017	26.8	33.0	974.4	13.4
927	22:42 31/07/2017	26.8	32.9	974.5	13.4
926	22:43 31/07/2017	26.8	32.9	974.4	13.4
925	22:44 31/07/2017	26.8	32.9	974.4	13.4
924	22:45 31/07/2017	26.8	32.8	974.4	13.4
923	22:46 31/07/2017	26.8	32.8	974.4	13.4
922	22:47 31/07/2017	26.8	32.8	974.6	13.4
921	22:48 31/07/2017	26.8	32.7	974.5	13.3
920	22:49 31/07/2017	26.8	32.8	974.5	13.4
919	22:50 31/07/2017	26.8	32.8	974.5	13.4
918	22:51 31/07/2017	26.8	32.9	974.4	13.4
917	22:52 31/07/2017	26.8	33.1	974.5	13.4
916	22:53 31/07/2017	26.8	33.0	974.5	13.4
915	22:54 31/07/2017	26.8	32.9	974.5	13.4
914	22:55 31/07/2017	26.7	33.0	974.6	13.3
913	22:56 31/07/2017	26.7	33.0	974.5	13.3
912	22:57 31/07/2017	26.7	33.0	974.6	13.3
911	22:58 31/07/2017	26.7	33.0	974.5	13.3
910	22:59 31/07/2017	26.7	33.0	974.5	13.3
909	23:00 31/07/2017	26.7	33.1	974.6	13.3
908	23:01 31/07/2017	26.7	33.0	974.6	13.3
907	23:02 31/07/2017	26.7	33.0	974.6	13.3
906	23:03 31/07/2017	26.7	33.0	974.6	13.3
905	23:04 31/07/2017	26.7	33.0	974.7	13.3
904	23:05 31/07/2017	26.7	33.0	974.6	13.3
903	23:06 31/07/2017	26.7	33.0	974.6	13.3
902	23:07 31/07/2017	26.7	33.0	974.6	13.3
901	23:08 31/07/2017	26.7	33.0	974.7	13.3
900	23:09 31/07/2017	26.7	33.1	974.6	13.3
899	23:10 31/07/2017	26.7	33.1	974.7	13.3
898	23:11 31/07/2017	26.7	33.1	974.7	13.3
897	23:12 31/07/2017	26.7	33.0	974.7	13.3
896	23:13 31/07/2017	26.6	33.0	974.7	13.2
895	23:14 31/07/2017	26.6	33.0	974.6	13.2
894	23:15 31/07/2017	26.6	33.0	974.7	13.2
893	23:16 31/07/2017	26.6	33.5	974.7	13.3
892	23:17 31/07/2017	26.6	33.6	974.7	13.3
891	23:18 31/07/2017	26.6	33.7	974.7	13.3
890	23:19 31/07/2017	26.6	33.5	974.7	13.3
889	23:20 31/07/2017	26.6	33.5	974.6	13.3
888	23:21 31/07/2017	26.6	33.4	974.7	13.3
887	23:22 31/07/2017	26.6	33.4	974.7	13.3
886	23:23 31/07/2017	26.6	33.3	974.7	13.3
885	23:24 31/07/2017	26.6	33.3	974.7	13.3
884	23:25 31/07/2017	26.6	33.3	974.7	13.3
883	23:26 31/07/2017	26.5	33.3	974.8	13.2
882	23:27 31/07/2017	26.6	34.1	974.7	13.4
881	23:28 31/07/2017	26.5	34.1	974.7	13.3
880	23:29 31/07/2017	26.6	34.1	974.7	13.4
879	23:30 31/07/2017	26.6	34.4	974.7	13.5
878	23:31 31/07/2017	26.6	34.6	974.7	13.5
877	23:32 31/07/2017	26.6	34.3	974.7	13.5
876	23:33 31/07/2017	26.6	34.5	974.7	13.5
875	23:34 31/07/2017	26.6	34.6	974.7	13.5
874	23:35 31/07/2017	26.6	34.7	974.7	13.5
873	23:36 31/07/2017	26.6	34.6	974.7	13.5
872	23:37 31/07/2017	26.6	34.2	974.7	13.4
871	23:38 31/07/2017	26.6	34.1	974.8	13.4
870	23:39 31/07/2017	26.5	34.0	974.8	13.3
869	23:40 31/07/2017	26.5	34.0	974.8	13.3
868	23:41 31/07/2017	26.5	33.9	974.8	13.3
867	23:42 31/07/2017	26.5	33.9	974.9	13.3
866	23:43 31/07/2017	26.5	33.8	974.8	13.3
865	23:44 31/07/2017	26.5	33.5	974.9	13.2

Log	Timestamp	Temp	Humidity	Pressure	Dew Point
864	23:45 31/07/2017	26.5	33.4	974.8	13.2
863	23:46 31/07/2017	26.5	33.4	974.8	13.2
862	23:47 31/07/2017	26.5	33.3	974.8	13.2
861	23:48 31/07/2017	26.5	33.4	974.9	13.2
860	23:49 31/07/2017	26.5	33.5	974.8	13.2
859	23:50 31/07/2017	26.5	33.5	974.7	13.2
858	23:51 31/07/2017	26.5	33.5	974.9	13.2
857	23:52 31/07/2017	26.4	33.4	974.9	13.1
856	23:53 31/07/2017	26.4	33.4	974.9	13.1
855	23:54 31/07/2017	26.4	33.5	974.9	13.1
854	23:55 31/07/2017	26.4	33.5	974.9	13.1
853	23:56 31/07/2017	26.4	33.5	974.9	13.1
852	23:57 31/07/2017	26.4	33.6	974.9	13.1
851	23:58 31/07/2017	26.4	33.6	974.9	13.1
850	23:59 31/07/2017	26.4	33.7	974.9	13.1
849	00:00 01/08/2017	26.4	33.7	975.0	13.1
848	00:01 01/08/2017	26.4	33.7	975.0	13.1
847	00:02 01/08/2017	26.4	33.7	975.0	13.1
846	00:03 01/08/2017	26.4	33.7	975.1	13.1
845	00:04 01/08/2017	26.4	33.7	975.0	13.1
844	00:05 01/08/2017	26.4	33.7	974.9	13.1
843	00:06 01/08/2017	26.4	33.7	975.0	13.1
842	00:07 01/08/2017	26.4	33.6	975.0	13.1
841	00:08 01/08/2017	26.4	33.7	975.0	13.1
840	00:09 01/08/2017	26.4	33.7	975.1	13.1
839	00:10 01/08/2017	26.4	33.7	975.1	13.1
838	00:11 01/08/2017	26.4	33.7	975.1	13.1
837	00:12 01/08/2017	26.4	33.7	975.1	13.1
836	00:13 01/08/2017	26.4	33.7	975.1	13.1
835	00:14 01/08/2017	26.5	33.8	975.0	13.3
834	00:15 01/08/2017	26.5	33.7	975.0	13.2
833	00:16 01/08/2017	26.5	33.8	975.1	13.3
832	00:17 01/08/2017	26.5	33.8	975.0	13.3
831	00:18 01/08/2017	26.5	33.8	975.0	13.3
830	00:19 01/08/2017	26.5	33.8	975.1	13.3
829	00:20 01/08/2017	26.5	33.8	975.0	13.3
828	00:21 01/08/2017	26.5	33.8	975.1	13.3
827	00:22 01/08/2017	26.5	33.8	975.2	13.3
826	00:23 01/08/2017	26.5	33.8	975.1	13.3
825	00:24 01/08/2017	26.5	33.9	975.1	13.3
824	00:25 01/08/2017	26.5	33.9	975.2	13.3
823	00:26 01/08/2017	26.5	34.0	975.1	13.3
822	00:27 01/08/2017	26.5	34.1	975.1	13.3
821	00:28 01/08/2017	26.4	34.1	975.1	13.2
820	00:29 01/08/2017	26.4	34.1	975.1	13.2
819	00:30 01/08/2017	26.4	34.1	975.1	13.2
818	00:31 01/08/2017	26.4	34.2	975.1	13.2
817	00:32 01/08/2017	26.4	34.2	975.2	13.2
816	00:33 01/08/2017	26.4	34.3	975.2	13.3
815	00:34 01/08/2017	26.4	34.3	975.2	13.3
814	00:35 01/08/2017	26.4	34.3	975.1	13.3
813	00:36 01/08/2017	26.4	34.3	975.1	13.3
812	00:37 01/08/2017	26.4	34.4	975.1	13.3
811	00:38 01/08/2017	26.4	34.4	975.2	13.3
810	00:39 01/08/2017	26.4	34.4	975.2	13.3
809	00:40 01/08/2017	26.4	34.5	975.2	13.3
808	00:41 01/08/2017	26.4	34.5	975.1	13.3
807	00:42 01/08/2017	26.4	34.5	975.1	13.3
806	00:43 01/08/2017	26.4	34.5	975.1	13.3
805	00:44 01/08/2017	26.4	34.5	975.2	13.3
804	00:45 01/08/2017	26.4	34.6	975.2	13.3
803	00:46 01/08/2017	26.4	34.6	975.2	13.3
802	00:47 01/08/2017	26.4	34.6	975.1	13.3
801	00:48 01/08/2017	26.4	34.6	975.0	13.3
800	00:49 01/08/2017	26.4	34.6	975.1	13.3

Log	Timestamp	Temp	Humidity	Pressure	Dew Point
799	00:50 01/08/2017	26.4	34.6	975.1	13.3
798	00:51 01/08/2017	26.4	34.6	975.1	13.3
797	00:52 01/08/2017	26.4	34.7	975.1	13.3
796	00:53 01/08/2017	26.4	34.7	975.1	13.3
795	00:54 01/08/2017	26.4	34.8	975.1	13.4
794	00:55 01/08/2017	26.4	34.8	975.2	13.4
793	00:56 01/08/2017	26.4	34.8	975.2	13.4
792	00:57 01/08/2017	26.4	34.8	975.1	13.4
791	00:58 01/08/2017	26.4	34.8	975.1	13.4
790	00:59 01/08/2017	26.4	34.8	975.1	13.4
789	01:00 01/08/2017	26.3	34.9	975.1	13.3
788	01:01 01/08/2017	26.3	34.9	975.1	13.3
787	01:02 01/08/2017	26.3	34.9	975.1	13.3
786	01:03 01/08/2017	26.3	34.9	975.2	13.3
785	01:04 01/08/2017	26.3	35.0	975.1	13.3
784	01:05 01/08/2017	26.3	35.0	975.1	13.3
783	01:06 01/08/2017	26.3	35.0	975.1	13.3
782	01:07 01/08/2017	26.3	35.0	975.1	13.3
781	01:08 01/08/2017	26.3	35.0	975.1	13.3
780	01:09 01/08/2017	26.3	35.0	975.1	13.3
779	01:10 01/08/2017	26.3	35.1	975.1	13.3
778	01:11 01/08/2017	26.3	35.1	975.1	13.3
777	01:12 01/08/2017	26.3	35.1	975.1	13.3
776	01:13 01/08/2017	26.3	35.2	975.2	13.3
775	01:14 01/08/2017	26.3	35.2	975.2	13.3
774	01:15 01/08/2017	26.3	35.2	975.1	13.3
773	01:16 01/08/2017	26.3	35.2	975.2	13.3
772	01:17 01/08/2017	26.3	35.3	975.2	13.4
771	01:18 01/08/2017	26.3	35.3	975.2	13.4
770	01:19 01/08/2017	26.3	35.3	975.2	13.4
769	01:20 01/08/2017	26.3	35.3	975.2	13.4
768	01:21 01/08/2017	26.3	35.4	975.2	13.4
767	01:22 01/08/2017	26.3	35.4	975.2	13.4
766	01:23 01/08/2017	26.3	35.4	975.2	13.4
765	01:24 01/08/2017	26.3	35.5	975.1	13.4
764	01:25 01/08/2017	26.3	35.5	975.2	13.4
763	01:26 01/08/2017	26.3	35.5	975.2	13.4
762	01:27 01/08/2017	26.3	35.5	975.2	13.4
761	01:28 01/08/2017	26.3	35.6	975.2	13.4
760	01:29 01/08/2017	26.3	35.6	975.2	13.4
759	01:30 01/08/2017	26.3	35.6	975.2	13.4
758	01:31 01/08/2017	26.3	35.6	975.2	13.4
757	01:32 01/08/2017	26.3	35.6	975.3	13.4
756	01:33 01/08/2017	26.3	35.7	975.2	13.4
755	01:34 01/08/2017	26.3	35.7	975.2	13.4
754	01:35 01/08/2017	26.3	35.7	975.2	13.4
753	01:36 01/08/2017	26.3	35.7	975.3	13.4
752	01:37 01/08/2017	26.2	35.7	975.2	13.3
751	01:38 01/08/2017	26.2	35.7	975.2	13.3
750	01:39 01/08/2017	26.2	35.7	975.3	13.3
749	01:40 01/08/2017	26.2	35.7	975.3	13.3
748	01:41 01/08/2017	26.2	35.7	975.3	13.3
747	01:42 01/08/2017	26.2	35.7	975.3	13.3
746	01:43 01/08/2017	26.2	35.8	975.3	13.4
745	01:44 01/08/2017	26.2	35.8	975.3	13.4
744	01:45 01/08/2017	26.2	35.8	975.3	13.4
743	01:46 01/08/2017	26.2	35.8	975.3	13.4
742	01:47 01/08/2017	26.2	35.9	975.3	13.4
741	01:48 01/08/2017	26.2	35.9	975.2	13.4
740	01:49 01/08/2017	26.2	35.9	975.3	13.4
739	01:50 01/08/2017	26.2	35.9	975.2	13.4
738	01:51 01/08/2017	26.2	35.9	975.3	13.4
737	01:52 01/08/2017	26.2	36.0	975.2	13.4
736	01:53 01/08/2017	26.2	35.9	975.2	13.4
735	01:54 01/08/2017	26.2	36.0	975.2	13.4

Log	Timestamp	Temp	Humidity	Pressure	Dew Point
734	01:55 01/08/2017	26.2	36.0	975.2	13.4
733	01:56 01/08/2017	26.2	36.0	975.2	13.4
732	01:57 01/08/2017	26.2	36.0	975.2	13.4
731	01:58 01/08/2017	26.2	36.1	975.2	13.4
730	01:59 01/08/2017	26.2	36.1	975.2	13.4
729	02:00 01/08/2017	26.2	36.1	975.2	13.4
728	02:01 01/08/2017	26.2	36.1	975.3	13.4
727	02:02 01/08/2017	26.2	36.1	975.1	13.4
726	02:03 01/08/2017	26.2	36.1	975.2	13.4
725	02:04 01/08/2017	26.2	36.1	975.2	13.4
724	02:05 01/08/2017	26.2	36.2	975.2	13.4
723	02:06 01/08/2017	26.2	36.2	975.2	13.4
722	02:07 01/08/2017	26.2	36.2	975.2	13.4
721	02:08 01/08/2017	26.2	36.2	975.2	13.4
720	02:09 01/08/2017	26.2	36.2	975.2	13.4
719	02:10 01/08/2017	26.2	36.3	975.2	13.5
718	02:11 01/08/2017	26.2	36.3	975.2	13.5
717	02:12 01/08/2017	26.2	36.3	975.2	13.5
716	02:13 01/08/2017	26.2	36.2	975.2	13.4
715	02:14 01/08/2017	26.2	36.3	975.2	13.5
714	02:15 01/08/2017	26.2	36.3	975.2	13.5
713	02:16 01/08/2017	26.2	36.3	975.2	13.5
712	02:17 01/08/2017	26.2	36.3	975.2	13.5
711	02:18 01/08/2017	26.2	36.3	975.2	13.5
710	02:19 01/08/2017	26.2	36.3	975.1	13.5
709	02:20 01/08/2017	26.1	36.4	975.1	13.4
708	02:21 01/08/2017	26.2	36.4	975.2	13.5
707	02:22 01/08/2017	26.2	36.4	975.2	13.5
706	02:23 01/08/2017	26.1	36.4	975.1	13.4
705	02:24 01/08/2017	26.2	36.4	975.2	13.5
704	02:25 01/08/2017	26.1	36.4	975.2	13.4
703	02:26 01/08/2017	26.1	36.4	975.2	13.4
702	02:27 01/08/2017	26.1	36.4	975.1	13.4
701	02:28 01/08/2017	26.1	36.4	975.1	13.4
700	02:29 01/08/2017	26.1	36.4	975.1	13.4
699	02:30 01/08/2017	26.1	36.4	975.1	13.4
698	02:31 01/08/2017	26.1	36.5	975.2	13.4
697	02:32 01/08/2017	26.1	36.5	975.1	13.4
696	02:33 01/08/2017	26.1	36.5	975.2	13.4
695	02:34 01/08/2017	26.1	36.5	975.1	13.4
694	02:35 01/08/2017	26.1	36.5	975.1	13.4
693	02:36 01/08/2017	26.1	36.5	975.0	13.4
692	02:37 01/08/2017	26.1	36.5	975.1	13.4
691	02:38 01/08/2017	26.1	36.5	975.1	13.4
690	02:39 01/08/2017	26.1	36.5	975.1	13.4
689	02:40 01/08/2017	26.1	36.6	975.1	13.4
688	02:41 01/08/2017	26.1	36.6	975.1	13.4
687	02:42 01/08/2017	26.1	36.6	975.1	13.4
686	02:43 01/08/2017	26.1	36.6	975.1	13.4
685	02:44 01/08/2017	26.1	36.6	975.1	13.4
684	02:45 01/08/2017	26.1	36.6	975.1	13.4
683	02:46 01/08/2017	26.1	36.6	975.0	13.4
682	02:47 01/08/2017	26.1	36.6	975.0	13.4
681	02:48 01/08/2017	26.1	36.7	975.0	13.4
680	02:49 01/08/2017	26.1	36.7	975.0	13.4
679	02:50 01/08/2017	26.1	36.7	975.0	13.4
678	02:51 01/08/2017	26.1	36.7	975.0	13.4
677	02:52 01/08/2017	26.1	36.7	975.0	13.4
676	02:53 01/08/2017	26.1	36.7	975.0	13.4
675	02:54 01/08/2017	26.1	36.7	974.9	13.4
674	02:55 01/08/2017	26.1	36.7	974.9	13.4
673	02:56 01/08/2017	26.1	36.8	974.9	13.5
672	02:57 01/08/2017	26.1	36.8	974.9	13.5
671	02:58 01/08/2017	26.1	36.8	974.9	13.5
670	02:59 01/08/2017	26.1	36.8	974.9	13.5

Log	Timestamp	Temp	Humidity	Pressure	Dew Point
669	03:00 01/08/2017	26.1	36.9	974.9	13.5
668	03:01 01/08/2017	26.1	36.8	974.8	13.5
667	03:02 01/08/2017	26.1	36.9	974.9	13.5
666	03:03 01/08/2017	26.1	36.9	974.8	13.5
665	03:04 01/08/2017	26.1	36.9	974.9	13.5
664	03:05 01/08/2017	26.1	36.9	974.9	13.5
663	03:06 01/08/2017	26.1	36.9	974.9	13.5
662	03:07 01/08/2017	26.1	36.9	974.9	13.5
661	03:08 01/08/2017	26.1	36.9	974.9	13.5
660	03:09 01/08/2017	26.1	36.9	974.9	13.5
659	03:10 01/08/2017	26.1	37.0	974.9	13.5
658	03:11 01/08/2017	26.1	37.0	974.9	13.5
657	03:12 01/08/2017	26.1	37.0	974.9	13.5
656	03:13 01/08/2017	26.1	37.0	974.9	13.5
655	03:14 01/08/2017	26.1	37.0	975.0	13.5
654	03:15 01/08/2017	26.1	37.0	974.9	13.5
653	03:16 01/08/2017	26.1	37.0	974.9	13.5
652	03:17 01/08/2017	26.1	37.0	974.8	13.5
651	03:18 01/08/2017	26.1	37.0	974.8	13.5
650	03:19 01/08/2017	26.1	37.1	974.9	13.5
649	03:20 01/08/2017	26.1	37.1	974.9	13.5
648	03:21 01/08/2017	26.0	37.1	974.8	13.4
647	03:22 01/08/2017	26.0	37.1	974.9	13.4
646	03:23 01/08/2017	26.0	37.1	974.8	13.4
645	03:24 01/08/2017	26.0	37.1	974.8	13.4
644	03:25 01/08/2017	26.0	37.1	974.8	13.4
643	03:26 01/08/2017	26.0	37.1	974.8	13.4
642	03:27 01/08/2017	26.0	37.1	974.7	13.4
641	03:28 01/08/2017	26.0	37.1	974.8	13.4
640	03:29 01/08/2017	26.0	37.1	974.8	13.4
639	03:30 01/08/2017	26.0	37.1	974.8	13.4
638	03:31 01/08/2017	26.0	37.2	974.7	13.4
637	03:32 01/08/2017	26.0	37.2	974.8	13.4
636	03:33 01/08/2017	26.0	37.2	974.8	13.4
635	03:34 01/08/2017	26.0	37.2	974.8	13.4
634	03:35 01/08/2017	26.0	37.2	974.8	13.4
633	03:36 01/08/2017	26.0	37.2	974.8	13.4
632	03:37 01/08/2017	26.0	37.2	974.7	13.4
631	03:38 01/08/2017	26.0	37.2	974.7	13.4
630	03:39 01/08/2017	26.0	37.2	974.7	13.4
629	03:40 01/08/2017	26.0	37.2	974.7	13.4
628	03:41 01/08/2017	26.0	37.2	974.7	13.4
627	03:42 01/08/2017	26.0	37.2	974.7	13.4
626	03:43 01/08/2017	26.0	37.3	974.8	13.5
625	03:44 01/08/2017	26.0	37.3	974.8	13.5
624	03:45 01/08/2017	26.0	37.3	974.9	13.5
623	03:46 01/08/2017	26.0	37.3	974.8	13.5
622	03:47 01/08/2017	26.0	37.3	974.7	13.5
621	03:48 01/08/2017	26.0	37.3	974.7	13.5
620	03:49 01/08/2017	26.0	37.3	974.7	13.5
619	03:50 01/08/2017	26.0	37.3	974.8	13.5
618	03:51 01/08/2017	26.0	37.3	974.7	13.5
617	03:52 01/08/2017	26.0	37.3	974.8	13.5
616	03:53 01/08/2017	26.0	37.4	974.7	13.5
615	03:54 01/08/2017	26.0	37.3	974.8	13.5
614	03:55 01/08/2017	26.0	37.4	974.8	13.5
613	03:56 01/08/2017	26.0	37.4	974.7	13.5
612	03:57 01/08/2017	26.0	37.4	974.7	13.5
611	03:58 01/08/2017	26.0	37.4	974.8	13.5
610	03:59 01/08/2017	26.0	37.4	974.8	13.5
609	04:00 01/08/2017	26.0	37.4	974.8	13.5
608	04:01 01/08/2017	26.0	37.4	974.8	13.5
607	04:02 01/08/2017	26.0	37.4	974.8	13.5
606	04:03 01/08/2017	26.0	37.4	974.9	13.5
605	04:04 01/08/2017	26.0	37.4	974.8	13.5

Log	Timestamp	Temp	Humidity	Pressure	Dew Point
604	04:05 01/08/2017	26.0	37.4	974.8	13.5
603	04:06 01/08/2017	25.9	37.4	974.8	13.4
602	04:07 01/08/2017	25.9	37.4	974.8	13.4
601	04:08 01/08/2017	25.9	37.4	974.8	13.4
600	04:09 01/08/2017	25.9	37.4	974.9	13.4
599	04:10 01/08/2017	25.9	37.4	974.8	13.4
598	04:11 01/08/2017	25.9	37.4	974.9	13.4
597	04:12 01/08/2017	25.9	37.3	974.9	13.4
596	04:13 01/08/2017	25.9	37.3	974.9	13.4
595	04:14 01/08/2017	25.9	37.3	974.8	13.4
594	04:15 01/08/2017	25.9	37.3	974.8	13.4
593	04:16 01/08/2017	25.9	37.3	974.8	13.4
592	04:17 01/08/2017	25.9	37.3	974.9	13.4
591	04:18 01/08/2017	25.9	37.3	974.9	13.4
590	04:19 01/08/2017	25.9	37.3	974.9	13.4
589	04:20 01/08/2017	25.9	37.3	974.8	13.4
588	04:21 01/08/2017	25.9	37.2	974.9	13.3
587	04:22 01/08/2017	25.9	37.2	974.9	13.3
586	04:23 01/08/2017	25.9	37.2	974.9	13.3
585	04:24 01/08/2017	25.9	37.2	974.8	13.3
584	04:25 01/08/2017	25.9	37.2	974.9	13.3
583	04:26 01/08/2017	25.9	37.2	974.9	13.3
582	04:27 01/08/2017	25.9	37.2	974.9	13.3
581	04:28 01/08/2017	25.9	37.2	974.8	13.3
580	04:29 01/08/2017	25.9	37.2	974.8	13.3
579	04:30 01/08/2017	25.9	37.2	974.8	13.3
578	04:31 01/08/2017	25.9	37.2	974.8	13.3
577	04:32 01/08/2017	25.9	37.1	974.9	13.3
576	04:33 01/08/2017	25.9	37.2	974.9	13.3
575	04:34 01/08/2017	25.9	37.1	974.9	13.3
574	04:35 01/08/2017	25.9	37.1	974.9	13.3
573	04:36 01/08/2017	25.8	37.1	974.8	13.2
572	04:37 01/08/2017	25.8	37.1	974.8	13.2
571	04:38 01/08/2017	25.8	37.1	974.8	13.2
570	04:39 01/08/2017	25.8	37.1	974.8	13.2
569	04:40 01/08/2017	25.8	37.1	974.9	13.2
568	04:41 01/08/2017	25.8	37.1	974.8	13.2
567	04:42 01/08/2017	25.8	37.1	974.9	13.2
566	04:43 01/08/2017	25.8	37.1	974.8	13.2
565	04:44 01/08/2017	25.8	37.1	974.8	13.2
564	04:45 01/08/2017	25.8	37.1	974.8	13.2
563	04:46 01/08/2017	25.8	37.1	974.9	13.2
562	04:47 01/08/2017	25.8	37.1	974.9	13.2
561	04:48 01/08/2017	25.8	37.1	974.9	13.2
560	04:49 01/08/2017	25.8	37.1	974.9	13.2
559	04:50 01/08/2017	25.8	37.1	974.9	13.2
558	04:51 01/08/2017	25.8	37.1	974.9	13.2
557	04:52 01/08/2017	25.8	37.1	974.8	13.2
556	04:53 01/08/2017	25.8	37.1	974.8	13.2
555	04:54 01/08/2017	25.8	37.1	974.8	13.2
554	04:55 01/08/2017	25.8	37.1	974.9	13.2
553	04:56 01/08/2017	25.8	37.1	974.8	13.2
552	04:57 01/08/2017	25.8	37.1	974.8	13.2
551	04:58 01/08/2017	25.8	37.0	974.8	13.2
550	04:59 01/08/2017	25.8	37.1	974.8	13.2
549	05:00 01/08/2017	25.8	37.1	974.8	13.2
548	05:01 01/08/2017	25.8	37.1	974.8	13.2
547	05:02 01/08/2017	25.8	37.1	974.8	13.2
546	05:03 01/08/2017	25.8	37.1	974.8	13.2
545	05:04 01/08/2017	25.8	37.0	974.8	13.2
544	05:05 01/08/2017	25.8	37.1	974.8	13.2
543	05:06 01/08/2017	25.8	37.1	974.9	13.2
542	05:07 01/08/2017	25.8	37.1	974.8	13.2
541	05:08 01/08/2017	25.8	37.1	974.8	13.2
540	05:09 01/08/2017	25.8	37.0	974.8	13.2

Log	Timestamp	Temp	Humidity	Pressure	Dew Point
539	05:10 01/08/2017	25.8	37.0	974.7	13.2
538	05:11 01/08/2017	25.8	37.1	974.8	13.2
537	05:12 01/08/2017	25.8	37.1	974.8	13.2
536	05:13 01/08/2017	25.8	37.0	974.7	13.2
535	05:14 01/08/2017	25.7	37.1	974.7	13.1
534	05:15 01/08/2017	25.7	37.0	974.8	13.1
533	05:16 01/08/2017	25.7	37.0	974.7	13.1
532	05:17 01/08/2017	25.7	37.0	974.7	13.1
531	05:18 01/08/2017	25.7	37.1	974.8	13.1
530	05:19 01/08/2017	25.7	37.0	974.8	13.1
529	05:20 01/08/2017	25.7	37.1	974.7	13.1
528	05:21 01/08/2017	25.7	37.1	974.7	13.1
527	05:22 01/08/2017	25.7	37.1	974.7	13.1
526	05:23 01/08/2017	25.7	37.1	974.7	13.1
525	05:24 01/08/2017	25.7	37.1	974.7	13.1
524	05:25 01/08/2017	25.7	37.1	974.8	13.1
523	05:26 01/08/2017	25.7	37.1	974.8	13.1
522	05:27 01/08/2017	25.7	37.1	974.8	13.1
521	05:28 01/08/2017	25.7	37.1	974.8	13.1
520	05:29 01/08/2017	25.7	37.1	974.8	13.1
519	05:30 01/08/2017	25.7	37.1	974.8	13.1
518	05:31 01/08/2017	25.7	37.1	974.8	13.1
517	05:32 01/08/2017	25.7	37.1	974.8	13.1
516	05:33 01/08/2017	25.7	37.1	974.8	13.1
515	05:34 01/08/2017	25.7	37.1	974.8	13.1
514	05:35 01/08/2017	25.7	37.1	974.8	13.1
513	05:36 01/08/2017	25.7	37.1	974.8	13.1
512	05:37 01/08/2017	25.7	37.1	974.8	13.1
511	05:38 01/08/2017	25.7	37.1	974.8	13.1
510	05:39 01/08/2017	25.7	37.1	974.8	13.1
509	05:40 01/08/2017	25.7	37.1	974.8	13.1
508	05:41 01/08/2017	25.7	37.1	974.7	13.1
507	05:42 01/08/2017	25.7	37.1	974.7	13.1
506	05:43 01/08/2017	25.7	37.1	974.7	13.1
505	05:44 01/08/2017	25.7	37.1	974.7	13.1
504	05:45 01/08/2017	25.7	37.1	974.8	13.1
503	05:46 01/08/2017	25.7	37.1	974.8	13.1
502	05:47 01/08/2017	25.7	37.1	974.8	13.1
501	05:48 01/08/2017	25.7	37.1	974.8	13.1
500	05:49 01/08/2017	25.7	37.1	974.8	13.1
499	05:50 01/08/2017	25.7	37.1	974.8	13.1
498	05:51 01/08/2017	25.7	37.1	974.7	13.1
497	05:52 01/08/2017	25.7	37.1	974.8	13.1
496	05:53 01/08/2017	25.7	37.1	974.8	13.1
495	05:54 01/08/2017	25.7	37.1	974.9	13.1
494	05:55 01/08/2017	25.7	37.1	974.8	13.1
493	05:56 01/08/2017	25.7	37.0	974.9	13.1
492	05:57 01/08/2017	25.7	37.1	974.9	13.1
491	05:58 01/08/2017	25.6	37.1	974.8	13.0
490	05:59 01/08/2017	25.6	37.0	974.8	13.0
489	06:00 01/08/2017	25.6	37.0	974.9	13.0
488	06:01 01/08/2017	25.6	37.0	974.9	13.0
487	06:02 01/08/2017	25.6	37.0	974.9	13.0
486	06:03 01/08/2017	25.6	37.0	974.9	13.0
485	06:04 01/08/2017	25.6	37.0	974.9	13.0
484	06:05 01/08/2017	25.6	37.0	974.9	13.0
483	06:06 01/08/2017	25.6	37.0	974.9	13.0
482	06:07 01/08/2017	25.6	37.0	974.9	13.0
481	06:08 01/08/2017	25.6	37.0	974.9	13.0
480	06:09 01/08/2017	25.6	37.0	974.8	13.0
479	06:10 01/08/2017	25.6	37.0	974.8	13.0
478	06:11 01/08/2017	25.6	37.0	974.8	13.0
477	06:12 01/08/2017	25.6	37.1	974.8	13.0
476	06:13 01/08/2017	25.6	37.1	974.9	13.0
475	06:14 01/08/2017	25.6	37.1	974.8	13.0

Log	Timestamp	Temp	Humidity	Pressure	Dew Point
474	06:15 01/08/2017	25.6	37.1	974.9	13.0
473	06:16 01/08/2017	25.6	37.1	974.8	13.0
472	06:17 01/08/2017	25.6	37.1	974.9	13.0
471	06:18 01/08/2017	25.6	37.1	974.8	13.0
470	06:19 01/08/2017	25.6	37.1	974.8	13.0
469	06:20 01/08/2017	25.6	37.1	974.9	13.0
468	06:21 01/08/2017	25.6	37.2	974.8	13.0
467	06:22 01/08/2017	25.6	37.2	974.8	13.0
466	06:23 01/08/2017	25.6	37.2	974.8	13.0
465	06:24 01/08/2017	25.6	37.2	974.8	13.0
464	06:25 01/08/2017	25.6	37.2	974.8	13.0
463	06:26 01/08/2017	25.6	37.2	974.9	13.0
462	06:27 01/08/2017	25.6	37.2	974.8	13.0
461	06:28 01/08/2017	25.6	37.2	974.9	13.0
460	06:29 01/08/2017	25.6	37.2	974.8	13.0
459	06:30 01/08/2017	25.6	37.3	974.8	13.1
458	06:31 01/08/2017	25.6	37.3	974.8	13.1
457	06:32 01/08/2017	25.6	37.3	974.9	13.1
456	06:33 01/08/2017	25.6	37.3	974.9	13.1
455	06:34 01/08/2017	25.6	37.3	974.8	13.1
454	06:35 01/08/2017	25.6	37.3	974.9	13.1
453	06:36 01/08/2017	25.6	37.3	974.9	13.1
452	06:37 01/08/2017	25.6	37.3	974.8	13.1
451	06:38 01/08/2017	25.6	37.3	974.9	13.1
450	06:39 01/08/2017	25.5	37.3	974.8	13.0
449	06:40 01/08/2017	25.5	37.4	974.8	13.0
448	06:41 01/08/2017	25.5	37.3	974.9	13.0
447	06:42 01/08/2017	25.5	37.4	974.9	13.0
446	06:43 01/08/2017	25.5	37.4	974.8	13.0
445	06:44 01/08/2017	25.5	37.4	974.9	13.0
444	06:45 01/08/2017	25.5	37.4	974.9	13.0
443	06:46 01/08/2017	25.5	37.4	974.9	13.0
442	06:47 01/08/2017	25.5	37.4	974.9	13.0
441	06:48 01/08/2017	25.5	37.4	974.9	13.0
440	06:49 01/08/2017	25.5	37.4	974.9	13.0
439	06:50 01/08/2017	25.5	37.4	974.8	13.0
438	06:51 01/08/2017	25.5	37.4	974.8	13.0
437	06:52 01/08/2017	25.5	37.4	974.8	13.0
436	06:53 01/08/2017	25.5	37.4	974.9	13.0
435	06:54 01/08/2017	25.5	37.4	974.8	13.0
434	06:55 01/08/2017	25.5	37.4	974.8	13.0
433	06:56 01/08/2017	25.5	37.4	974.8	13.0
432	06:57 01/08/2017	25.5	37.4	974.8	13.0
431	06:58 01/08/2017	25.5	37.4	974.8	13.0
430	06:59 01/08/2017	25.5	37.4	974.8	13.0
429	07:00 01/08/2017	25.5	37.4	974.8	13.0
428	07:01 01/08/2017	25.5	37.4	974.8	13.0
427	07:02 01/08/2017	25.5	37.4	974.8	13.0
426	07:03 01/08/2017	25.5	37.4	974.8	13.0
425	07:04 01/08/2017	25.5	37.4	974.9	13.0
424	07:05 01/08/2017	25.5	37.3	974.9	13.0
423	07:06 01/08/2017	25.5	37.3	974.9	13.0
422	07:07 01/08/2017	25.5	37.3	974.9	13.0
421	07:08 01/08/2017	25.5	37.3	974.9	13.0
420	07:09 01/08/2017	25.5	37.3	974.8	13.0
419	07:10 01/08/2017	25.5	37.2	974.8	12.9
418	07:11 01/08/2017	25.5	37.2	974.8	12.9
417	07:12 01/08/2017	25.5	37.2	974.8	12.9
416	07:13 01/08/2017	25.5	37.2	974.8	12.9
415	07:14 01/08/2017	25.5	37.2	974.9	12.9
414	07:15 01/08/2017	25.4	37.1	974.8	12.8
413	07:16 01/08/2017	25.4	37.2	974.9	12.8
412	07:17 01/08/2017	25.5	37.1	974.9	12.9
411	07:18 01/08/2017	25.5	37.1	974.9	12.9
410	07:19 01/08/2017	25.4	37.1	974.9	12.8

Log	Timestamp	Temp	Humidity	Pressure	Dew Point
409	07:20 01/08/2017	25.4	37.1	974.9	12.8
408	07:21 01/08/2017	25.4	37.0	974.9	12.8
407	07:22 01/08/2017	25.4	37.0	975.0	12.8
406	07:23 01/08/2017	25.4	37.0	974.9	12.8
405	07:24 01/08/2017	25.4	37.0	974.9	12.8
404	07:25 01/08/2017	25.4	37.0	974.9	12.8
403	07:26 01/08/2017	25.4	37.0	974.9	12.8
402	07:27 01/08/2017	25.4	37.0	974.9	12.8
401	07:28 01/08/2017	25.4	37.0	975.0	12.8
400	07:29 01/08/2017	25.4	37.0	974.9	12.8
399	07:30 01/08/2017	25.4	36.9	974.9	12.8
398	07:31 01/08/2017	25.4	36.9	974.9	12.8
397	07:32 01/08/2017	25.4	37.0	974.9	12.8
396	07:33 01/08/2017	25.4	36.9	974.9	12.8
395	07:34 01/08/2017	25.4	36.9	974.9	12.8
394	07:35 01/08/2017	25.4	36.9	975.0	12.8
393	07:36 01/08/2017	25.4	36.9	974.8	12.8
392	07:37 01/08/2017	25.4	36.9	974.9	12.8
391	07:38 01/08/2017	25.4	36.9	974.9	12.8
390	07:39 01/08/2017	25.4	36.9	975.0	12.8
389	07:40 01/08/2017	25.4	36.9	975.0	12.8
388	07:41 01/08/2017	25.4	36.9	975.0	12.8
387	07:42 01/08/2017	25.4	36.9	975.0	12.8
386	07:43 01/08/2017	25.4	36.9	974.9	12.8
385	07:44 01/08/2017	25.4	36.9	974.9	12.8
384	07:45 01/08/2017	25.4	36.9	974.9	12.8
383	07:46 01/08/2017	25.4	36.9	974.9	12.8
382	07:47 01/08/2017	25.4	36.9	974.9	12.8
381	07:48 01/08/2017	25.4	36.9	974.9	12.8
380	07:49 01/08/2017	25.4	36.9	974.9	12.8
379	07:50 01/08/2017	25.4	36.9	974.9	12.8
378	07:51 01/08/2017	25.4	36.9	974.9	12.8
377	07:52 01/08/2017	25.4	36.9	974.9	12.8
376	07:53 01/08/2017	25.4	36.9	974.9	12.8
375	07:54 01/08/2017	25.3	36.9	974.9	12.7
374	07:55 01/08/2017	25.3	36.9	974.9	12.7
373	07:56 01/08/2017	25.3	36.9	974.9	12.7
372	07:57 01/08/2017	25.3	36.9	974.9	12.7
371	07:58 01/08/2017	25.3	36.9	975.0	12.7
370	07:59 01/08/2017	25.3	36.9	974.9	12.7
369	08:00 01/08/2017	25.3	36.9	975.0	12.7
368	08:01 01/08/2017	25.3	36.9	974.9	12.7
367	08:02 01/08/2017	25.3	36.9	974.9	12.7
366	08:03 01/08/2017	25.3	36.9	974.9	12.7
365	08:04 01/08/2017	25.3	36.9	974.9	12.7
364	08:05 01/08/2017	25.3	36.9	974.9	12.7
363	08:06 01/08/2017	25.3	36.9	975.0	12.7
362	08:07 01/08/2017	25.3	36.9	974.9	12.7
361	08:08 01/08/2017	25.3	36.9	974.9	12.7
360	08:09 01/08/2017	25.3	36.9	975.0	12.7
359	08:10 01/08/2017	25.3	36.9	974.9	12.7
358	08:11 01/08/2017	25.3	36.9	974.9	12.7
357	08:12 01/08/2017	25.3	36.8	975.0	12.7
356	08:13 01/08/2017	25.3	36.9	975.0	12.7
355	08:14 01/08/2017	25.3	36.8	974.9	12.7
354	08:15 01/08/2017	25.3	36.8	974.9	12.7
353	08:16 01/08/2017	25.3	36.8	974.9	12.7
352	08:17 01/08/2017	25.3	36.8	974.9	12.7
351	08:18 01/08/2017	25.3	36.8	974.9	12.7
350	08:19 01/08/2017	25.3	36.8	974.9	12.7
349	08:20 01/08/2017	25.3	36.8	974.9	12.7
348	08:21 01/08/2017	25.3	36.8	974.8	12.7
347	08:22 01/08/2017	25.3	36.8	974.8	12.7
346	08:23 01/08/2017	25.3	36.8	974.9	12.7
345	08:24 01/08/2017	25.3	36.8	974.9	12.7

Log	Timestamp	Temp	Humidity	Pressure	Dew Point
344	08:25 01/08/2017	25.3	36.8	974.9	12.7
343	08:26 01/08/2017	25.2	36.8	974.9	12.6
342	08:27 01/08/2017	25.2	36.8	974.8	12.6
341	08:28 01/08/2017	25.3	36.7	974.9	12.6
340	08:29 01/08/2017	25.2	36.7	974.9	12.5
339	08:30 01/08/2017	25.2	36.7	974.9	12.5
338	08:31 01/08/2017	25.2	36.7	974.9	12.5
337	08:32 01/08/2017	25.2	36.7	974.9	12.5
336	08:33 01/08/2017	25.2	36.7	974.9	12.5
335	08:34 01/08/2017	25.2	36.7	974.9	12.5
334	08:35 01/08/2017	25.2	36.7	974.8	12.5
333	08:36 01/08/2017	25.2	36.7	974.8	12.5
332	08:37 01/08/2017	25.2	36.7	974.8	12.5
331	08:38 01/08/2017	25.2	36.7	974.9	12.5
330	08:39 01/08/2017	25.2	36.7	974.8	12.5
329	08:40 01/08/2017	25.2	36.7	974.9	12.5
328	08:41 01/08/2017	25.2	36.7	974.9	12.5
327	08:42 01/08/2017	25.2	36.7	974.9	12.5
326	08:43 01/08/2017	25.2	36.7	974.9	12.5
325	08:44 01/08/2017	25.2	36.7	974.9	12.5
324	08:45 01/08/2017	25.2	36.7	974.8	12.5
323	08:46 01/08/2017	25.2	36.7	974.9	12.5
322	08:47 01/08/2017	25.2	36.6	974.9	12.5
321	08:48 01/08/2017	25.2	36.6	974.9	12.5
320	08:49 01/08/2017	25.2	36.7	974.8	12.5
319	08:50 01/08/2017	25.2	36.6	974.8	12.5
318	08:51 01/08/2017	25.2	36.6	974.9	12.5
317	08:52 01/08/2017	25.2	36.7	974.9	12.5
316	08:53 01/08/2017	25.2	36.7	974.9	12.5
315	08:54 01/08/2017	25.2	36.7	974.9	12.5
314	08:55 01/08/2017	25.2	36.6	974.9	12.5
313	08:56 01/08/2017	25.2	36.7	974.9	12.5
312	08:57 01/08/2017	25.2	36.7	974.9	12.5
311	08:58 01/08/2017	25.2	36.6	974.9	12.5
310	08:59 01/08/2017	25.2	36.6	974.9	12.5
309	09:00 01/08/2017	25.2	36.6	974.9	12.5
308	09:01 01/08/2017	25.2	36.7	974.9	12.5
307	09:02 01/08/2017	25.2	36.7	974.9	12.5
306	09:03 01/08/2017	25.2	36.6	974.9	12.5
305	09:04 01/08/2017	25.2	36.6	974.9	12.5
304	09:05 01/08/2017	25.1	36.7	974.9	12.4
303	09:06 01/08/2017	25.1	36.7	974.9	12.4
302	09:07 01/08/2017	25.1	36.7	974.9	12.4
301	09:08 01/08/2017	25.1	36.7	974.9	12.4
300	09:09 01/08/2017	25.1	36.7	974.9	12.4
299	09:10 01/08/2017	25.1	36.7	974.9	12.4
298	09:11 01/08/2017	25.1	36.6	974.9	12.4
297	09:12 01/08/2017	25.1	36.6	974.9	12.4
296	09:13 01/08/2017	25.1	36.6	974.9	12.4
295	09:14 01/08/2017	25.1	36.7	974.9	12.4
294	09:15 01/08/2017	25.1	36.7	975.0	12.4
293	09:16 01/08/2017	25.1	36.6	975.0	12.4
292	09:17 01/08/2017	25.1	36.6	975.0	12.4
291	09:18 01/08/2017	25.1	36.7	975.0	12.4
290	09:19 01/08/2017	25.1	36.7	975.1	12.4
289	09:20 01/08/2017	25.1	36.7	975.0	12.4
288	09:21 01/08/2017	25.1	36.6	975.0	12.4
287	09:22 01/08/2017	25.1	36.6	975.1	12.4
286	09:23 01/08/2017	25.1	36.6	975.1	12.4
285	09:24 01/08/2017	25.1	36.6	975.1	12.4
284	09:25 01/08/2017	25.1	36.6	975.1	12.4
283	09:26 01/08/2017	25.1	36.6	975.1	12.4
282	09:27 01/08/2017	25.1	36.6	975.1	12.4
281	09:28 01/08/2017	25.1	36.6	975.1	12.4
280	09:29 01/08/2017	25.1	36.6	975.2	12.4

Log	Timestamp	Temp	Humidity	Pressure	Dew Point
279	09:30 01/08/2017	25.1	36.6	975.1	12.4
278	09:31 01/08/2017	25.1	36.6	975.1	12.4
277	09:32 01/08/2017	25.1	36.6	975.1	12.4
276	09:33 01/08/2017	25.1	36.6	975.1	12.4
275	09:34 01/08/2017	25.1	36.6	975.2	12.4
274	09:35 01/08/2017	25.1	36.7	975.1	12.4
273	09:36 01/08/2017	25.1	36.7	975.2	12.4
272	09:37 01/08/2017	25.1	36.7	975.2	12.4
271	09:38 01/08/2017	25.1	36.7	975.1	12.4
270	09:39 01/08/2017	25.1	36.7	975.2	12.4
269	09:40 01/08/2017	25.1	36.7	975.2	12.4
268	09:41 01/08/2017	25.1	36.8	975.2	12.5
267	09:42 01/08/2017	25.1	36.8	975.2	12.5
266	09:43 01/08/2017	25.1	36.6	975.2	12.4
265	09:44 01/08/2017	25.0	36.5	975.2	12.3
264	09:45 01/08/2017	25.0	36.4	975.2	12.3
263	09:46 01/08/2017	24.9	36.3	975.2	12.2
262	09:47 01/08/2017	24.9	36.3	975.2	12.2
261	09:48 01/08/2017	24.9	36.3	975.2	12.2
260	09:49 01/08/2017	24.8	36.4	975.2	12.1
259	09:50 01/08/2017	24.8	36.4	975.3	12.1
258	09:51 01/08/2017	24.8	36.4	975.2	12.1
257	09:52 01/08/2017	24.7	36.4	975.3	12.0
256	09:53 01/08/2017	24.7	36.5	975.3	12.0
255	09:54 01/08/2017	24.7	36.5	975.3	12.0
254	09:55 01/08/2017	24.7	36.6	975.3	12.0
253	09:56 01/08/2017	24.6	36.7	975.3	11.9
252	09:57 01/08/2017	24.6	36.6	975.2	11.9
251	09:58 01/08/2017	24.6	36.7	975.3	11.9
250	09:59 01/08/2017	24.6	36.7	975.3	11.9
249	10:00 01/08/2017	24.6	36.8	975.3	12.0
248	10:01 01/08/2017	24.6	36.8	975.3	12.0
247	10:02 01/08/2017	24.5	36.7	975.4	11.8
246	10:03 01/08/2017	24.5	36.8	975.3	11.9
245	10:04 01/08/2017	24.5	37.0	975.3	11.9
244	10:05 01/08/2017	24.5	37.1	975.3	11.9
243	10:06 01/08/2017	24.5	37.2	975.3	11.9
242	10:07 01/08/2017	24.5	37.2	975.3	11.9
241	10:08 01/08/2017	24.5	37.2	975.3	11.9
240	10:09 01/08/2017	24.5	37.2	975.4	11.9
239	10:10 01/08/2017	24.5	37.2	975.3	11.9
238	10:11 01/08/2017	24.4	37.2	975.3	11.8
237	10:12 01/08/2017	24.4	37.2	975.2	11.8
236	10:13 01/08/2017	24.4	37.2	975.3	11.8
235	10:14 01/08/2017	24.4	37.3	975.2	11.9
234	10:15 01/08/2017	24.4	37.3	975.4	11.9
233	10:16 01/08/2017	24.4	37.4	975.4	11.9
232	10:17 01/08/2017	24.4	37.4	975.4	11.9
231	10:18 01/08/2017	24.4	37.5	975.4	11.9
230	10:19 01/08/2017	24.4	37.7	975.4	11.9
229	10:20 01/08/2017	24.4	37.9	975.4	12.0
228	10:21 01/08/2017	24.4	38.1	975.4	12.0
227	10:22 01/08/2017	24.4	38.4	975.4	12.1
226	10:23 01/08/2017	24.4	38.8	975.4	12.2
225	10:24 01/08/2017	24.4	38.9	975.3	12.2
224	10:25 01/08/2017	24.4	39.0	975.4	12.2
223	10:26 01/08/2017	24.4	39.0	975.4	12.2
222	10:27 01/08/2017	24.4	39.3	975.4	12.3
221	10:28 01/08/2017	24.4	39.4	975.4	12.3
220	10:29 01/08/2017	24.4	39.4	975.4	12.3
219	10:30 01/08/2017	24.4	39.4	975.5	12.3
218	10:31 01/08/2017	24.4	39.2	975.4	12.2
217	10:32 01/08/2017	24.3	39.0	975.4	12.1
216	10:33 01/08/2017	24.3	39.3	975.4	12.2
215	10:34 01/08/2017	24.4	39.6	975.5	12.3

Log	Timestamp	Temp	Humidity	Pressure	Dew Point
214	10:35 01/08/2017	24.4	39.6	975.5	12.3
213	10:36 01/08/2017	24.4	39.6	975.6	12.3
212	10:37 01/08/2017	24.4	39.7	975.4	12.3
211	10:38 01/08/2017	24.4	39.7	975.5	12.3
210	10:39 01/08/2017	24.4	39.7	975.5	12.3
209	10:40 01/08/2017	24.4	39.3	975.5	12.3
208	10:41 01/08/2017	24.4	39.0	975.5	12.2
207	10:42 01/08/2017	24.4	38.7	975.5	12.1
206	10:43 01/08/2017	24.4	38.7	975.4	12.1
205	10:44 01/08/2017	24.4	38.3	975.3	12.1
204	10:45 01/08/2017	24.4	38.3	975.4	12.1
203	10:46 01/08/2017	24.4	38.1	975.4	12.0
202	10:47 01/08/2017	24.4	38.7	975.4	12.1
201	10:48 01/08/2017	24.4	39.2	975.4	12.2
200	10:49 01/08/2017	24.4	39.6	975.4	12.3
199	10:50 01/08/2017	24.4	40.2	975.4	12.4
198	10:51 01/08/2017	24.3	40.9	975.4	12.5
197	10:52 01/08/2017	24.3	40.9	975.5	12.5
196	10:53 01/08/2017	24.3	41.2	975.5	12.5
195	10:54 01/08/2017	24.3	42.0	975.5	12.7
194	10:55 01/08/2017	24.3	42.0	975.5	12.7
193	10:56 01/08/2017	24.3	41.2	975.5	12.5
192	10:57 01/08/2017	24.3	41.4	975.5	12.6
191	10:58 01/08/2017	24.3	41.2	975.5	12.5
190	10:59 01/08/2017	24.3	42.0	975.6	12.7
189	11:00 01/08/2017	24.3	41.9	975.6	12.7
188	11:01 01/08/2017	24.3	41.5	975.5	12.6
187	11:02 01/08/2017	24.3	40.8	975.5	12.5
186	11:03 01/08/2017	24.3	41.8	975.6	12.7
185	11:04 01/08/2017	24.3	41.6	975.5	12.6
184	11:05 01/08/2017	24.3	40.3	975.6	12.4
183	11:06 01/08/2017	24.3	42.3	975.6	12.8
182	11:07 01/08/2017	24.4	41.6	975.6	12.7
181	11:08 01/08/2017	24.4	42.7	975.5	12.9
180	11:09 01/08/2017	24.4	42.8	975.5	13.0
179	11:10 01/08/2017	24.4	41.4	975.6	12.7
178	11:11 01/08/2017	24.3	40.5	975.5	12.4
177	11:12 01/08/2017	24.3	40.2	975.5	12.3
176	11:13 01/08/2017	24.3	40.7	975.5	12.4
175	11:14 01/08/2017	24.3	41.7	975.5	12.6
174	11:15 01/08/2017	24.2	42.0	975.5	12.6
173	11:16 01/08/2017	24.2	40.6	975.5	12.3
172	11:17 01/08/2017	24.3	41.3	975.5	12.6
171	11:18 01/08/2017	24.3	40.9	975.5	12.5
170	11:19 01/08/2017	24.3	42.0	975.5	12.7
169	11:20 01/08/2017	24.2	40.4	975.5	12.3
168	11:21 01/08/2017	24.2	40.2	975.5	12.2
167	11:22 01/08/2017	24.3	40.3	975.5	12.4
166	11:23 01/08/2017	24.3	40.2	975.5	12.3
165	11:24 01/08/2017	24.3	40.8	975.5	12.5
164	11:25 01/08/2017	24.2	40.5	975.6	12.3
163	11:26 01/08/2017	24.3	40.4	975.5	12.4
162	11:27 01/08/2017	24.2	40.4	975.5	12.3
161	11:28 01/08/2017	24.3	40.3	975.5	12.4
160	11:29 01/08/2017	24.3	40.4	975.6	12.4
159	11:30 01/08/2017	24.2	40.3	975.6	12.3
158	11:31 01/08/2017	24.2	40.2	975.6	12.2
157	11:32 01/08/2017	24.2	40.7	975.6	12.3
156	11:33 01/08/2017	24.2	40.4	975.6	12.3
155	11:34 01/08/2017	24.2	40.5	975.6	12.3
154	11:35 01/08/2017	24.2	40.0	975.6	12.2
153	11:36 01/08/2017	24.2	40.7	975.5	12.3
152	11:37 01/08/2017	24.2	40.7	975.6	12.3
151	11:38 01/08/2017	24.2	40.3	975.6	12.3
150	11:39 01/08/2017	24.2	40.4	975.6	12.3

Log	Timestamp	Temp	Humidity	Pressure	Dew Point
149	11:40 01/08/2017	24.3	41.1	975.6	12.5
148	11:41 01/08/2017	24.3	40.5	975.6	12.4
147	11:42 01/08/2017	24.3	40.3	975.6	12.4
146	11:43 01/08/2017	24.3	40.2	975.6	12.3
145	11:44 01/08/2017	24.3	39.9	975.6	12.3
144	11:45 01/08/2017	24.3	40.0	975.7	12.3
143	11:46 01/08/2017	24.2	40.0	975.6	12.2
142	11:47 01/08/2017	24.2	41.5	975.7	12.5
141	11:48 01/08/2017	24.3	40.2	975.6	12.3
140	11:49 01/08/2017	24.3	40.5	975.6	12.4
139	11:50 01/08/2017	24.3	43.0	975.6	12.9
138	11:51 01/08/2017	24.4	43.9	975.7	13.2
137	11:52 01/08/2017	24.5	40.9	975.7	12.7
136	11:53 01/08/2017	24.4	40.2	975.7	12.4
135	11:54 01/08/2017	24.4	40.2	975.6	12.4
134	11:55 01/08/2017	24.4	40.1	975.7	12.4
133	11:56 01/08/2017	24.4	39.9	975.6	12.4
132	11:57 01/08/2017	24.4	39.8	975.7	12.4
131	11:58 01/08/2017	24.5	41.6	975.7	12.8
130	11:59 01/08/2017	24.5	40.2	975.7	12.5
129	12:00 01/08/2017	24.6	40.0	975.7	12.6
128	12:01 01/08/2017	24.6	39.8	975.7	12.6
127	12:02 01/08/2017	24.6	39.7	975.7	12.5
126	12:03 01/08/2017	24.6	39.5	975.7	12.5
125	12:04 01/08/2017	24.6	39.6	975.7	12.5
124	12:05 01/08/2017	24.6	39.5	975.7	12.5
123	12:06 01/08/2017	24.6	39.5	975.7	12.5
122	12:07 01/08/2017	24.6	39.4	975.8	12.5
121	12:08 01/08/2017	24.6	39.4	975.7	12.5
120	12:09 01/08/2017	24.6	39.4	975.8	12.5
119	12:10 01/08/2017	24.6	39.4	975.7	12.5
118	12:11 01/08/2017	24.6	39.4	975.8	12.5
117	12:12 01/08/2017	24.6	39.3	975.7	12.5
116	12:13 01/08/2017	24.6	39.3	975.8	12.5
115	12:14 01/08/2017	24.6	39.3	975.7	12.5
114	12:15 01/08/2017	24.6	39.3	975.8	12.5
113	12:16 01/08/2017	24.7	39.2	975.7	12.5
112	12:17 01/08/2017	24.7	39.2	975.8	12.5
111	12:18 01/08/2017	24.7	39.2	975.8	12.5
110	12:19 01/08/2017	24.7	39.2	975.8	12.5
109	12:20 01/08/2017	24.7	39.2	975.8	12.5
108	12:21 01/08/2017	24.7	39.2	975.8	12.5
107	12:22 01/08/2017	24.7	39.1	975.8	12.5
106	12:23 01/08/2017	24.7	39.2	975.8	12.5
105	12:24 01/08/2017	24.7	39.2	975.8	12.5
104	12:25 01/08/2017	24.7	39.2	975.8	12.5
103	12:26 01/08/2017	24.7	39.2	975.7	12.5
102	12:27 01/08/2017	24.7	39.2	975.7	12.5
101	12:28 01/08/2017	24.7	39.2	975.8	12.5
100	12:29 01/08/2017	24.7	39.3	975.8	12.6
99	12:30 01/08/2017	24.7	39.3	975.8	12.6
98	12:31 01/08/2017	24.7	39.3	975.9	12.6
97	12:32 01/08/2017	24.7	39.3	975.8	12.6
96	12:33 01/08/2017	24.7	39.3	975.8	12.6
95	12:34 01/08/2017	24.7	39.3	975.8	12.6
94	12:35 01/08/2017	24.8	39.3	975.8	12.7
93	12:36 01/08/2017	24.8	39.4	975.8	12.7
92	12:37 01/08/2017	24.8	39.4	975.8	12.7
91	12:38 01/08/2017	24.8	39.4	975.8	12.7
90	12:39 01/08/2017	24.8	39.4	975.8	12.7
89	12:40 01/08/2017	24.8	39.4	975.8	12.7
88	12:41 01/08/2017	24.8	39.4	975.8	12.7
87	12:42 01/08/2017	24.8	39.4	975.8	12.7
86	12:43 01/08/2017	24.8	39.4	975.8	12.7
85	12:44 01/08/2017	24.8	39.4	975.8	12.7

Log	Timestamp	Temp	Humidity	Pressure	Dew Point
84	12:45 01/08/2017	24.8	39.4	975.9	12.7
83	12:46 01/08/2017	24.8	39.4	975.8	12.7
82	12:47 01/08/2017	24.8	39.4	975.8	12.7
81	12:48 01/08/2017	24.8	39.3	975.9	12.7
80	12:49 01/08/2017	24.8	39.3	975.8	12.7
79	12:50 01/08/2017	24.8	39.3	975.8	12.7
78	12:51 01/08/2017	24.8	39.3	975.8	12.7
77	12:52 01/08/2017	24.8	39.5	975.9	12.7
76	12:53 01/08/2017	24.8	39.3	975.9	12.7
75	12:54 01/08/2017	24.9	39.4	975.8	12.8
74	12:55 01/08/2017	24.9	39.4	975.9	12.8
73	12:56 01/08/2017	24.9	39.4	975.9	12.8
72	12:57 01/08/2017	24.9	39.3	975.9	12.8
71	12:58 01/08/2017	24.9	39.4	975.9	12.8
70	12:59 01/08/2017	24.9	39.4	975.9	12.8
69	13:00 01/08/2017	24.9	39.4	975.9	12.8
68	13:01 01/08/2017	24.9	39.4	975.9	12.8
67	13:02 01/08/2017	24.9	39.4	975.9	12.8
66	13:03 01/08/2017	24.9	40.2	975.9	12.9
65	13:04 01/08/2017	25.0	41.8	976.0	13.4
64	13:05 01/08/2017	25.0	41.2	975.9	13.2
63	13:06 01/08/2017	25.0	40.6	975.9	13.1
62	13:07 01/08/2017	25.1	41.4	975.9	13.4
61	13:08 01/08/2017	25.1	42.3	975.9	13.6
60	13:09 01/08/2017	25.2	44.0	976.0	14.0
59	13:10 01/08/2017	25.2	41.9	976.0	13.6
58	13:11 01/08/2017	25.2	42.1	976.0	13.6
57	13:12 01/08/2017	25.3	40.7	975.9	13.4
56	13:13 01/08/2017	25.3	43.3	975.9	14.0
55	13:14 01/08/2017	25.3	43.3	976.0	14.0
54	13:15 01/08/2017	25.4	41.5	976.0	13.7
53	13:16 01/08/2017	25.4	41.8	976.0	13.8
52	13:17 01/08/2017	25.4	40.3	976.0	13.5
51	13:18 01/08/2017	25.4	40.3	976.0	13.5
50	13:19 01/08/2017	25.4	40.6	976.0	13.5
49	13:20 01/08/2017	25.4	40.5	976.1	13.5
48	13:21 01/08/2017	25.5	39.6	976.0	13.4
47	13:22 01/08/2017	25.5	40.8	976.0	13.7
46	13:23 01/08/2017	25.5	40.4	976.0	13.6
45	13:24 01/08/2017	25.6	39.9	976.0	13.6
44	13:25 01/08/2017	25.6	40.3	976.0	13.7
43	13:26 01/08/2017	25.6	40.6	976.0	13.7
42	13:27 01/08/2017	25.7	41.2	976.0	13.9
41	13:28 01/08/2017	25.7	41.1	976.0	13.9
40	13:29 01/08/2017	25.7	40.5	976.0	13.8
39	13:30 01/08/2017	25.7	39.1	976.0	13.5
38	13:31 01/08/2017	25.7	38.9	976.0	13.5
37	13:32 01/08/2017	25.7	39.1	976.0	13.5
36	13:33 01/08/2017	25.7	39.2	976.0	13.5
35	13:34 01/08/2017	25.7	40.0	976.0	13.7
34	13:35 01/08/2017	25.8	39.7	976.0	13.7
33	13:36 01/08/2017	25.8	39.6	976.0	13.7
32	13:37 01/08/2017	25.8	40.2	976.1	13.8
31	13:38 01/08/2017	25.9	38.8	976.0	13.7
30	13:39 01/08/2017	25.9	39.5	976.1	13.8
29	13:40 01/08/2017	25.9	39.2	976.1	13.7
28	13:41 01/08/2017	25.9	38.6	976.1	13.6
27	13:42 01/08/2017	25.9	38.3	976.1	13.6
26	13:43 01/08/2017	25.9	39.1	976.0	13.7
25	13:44 01/08/2017	26.0	39.8	976.0	14.0
24	13:45 01/08/2017	26.0	40.6	976.1	14.1
23	13:46 01/08/2017	26.0	39.8	976.0	14.0
22	13:47 01/08/2017	26.0	38.1	976.1	13.6
21	13:48 01/08/2017	26.0	37.2	976.0	13.4
20	13:49 01/08/2017	26.1	37.2	976.1	13.5

Log	Timestamp	Temp	Humidity	Pressure	Dew Point
19	13:50 01/08/2017	26.1	36.6	975.9	13.4
18	13:51 01/08/2017	26.1	36.5	976.0	13.4
17	13:52 01/08/2017	26.1	36.3	976.0	13.4
16	13:53 01/08/2017	26.1	36.2	976.1	13.3
15	13:54 01/08/2017	26.2	36.1	976.0	13.4
14	13:55 01/08/2017	26.2	35.8	976.0	13.4
13	13:56 01/08/2017	26.2	35.8	976.0	13.4
12	13:57 01/08/2017	26.3	35.7	976.1	13.4
11	13:58 01/08/2017	26.3	35.4	976.1	13.4
10	13:59 01/08/2017	26.3	35.6	976.0	13.4
9	14:00 01/08/2017	26.4	35.3	976.0	13.5
8	14:01 01/08/2017	26.4	35.6	976.1	13.5
7	14:02 01/08/2017	26.5	35.3	976.1	13.6
6	14:03 01/08/2017	26.5	35.1	976.1	13.5
5	14:04 01/08/2017	26.4	35.0	976.1	13.4
4	14:05 01/08/2017	26.4	34.8	976.1	13.4
3	14:06 01/08/2017	26.5	34.8	976.1	13.5
2	14:07 01/08/2017	26.5	34.8	976.1	13.5
1	14:08 01/08/2017	26.4	34.7	976.0	13.3
0	14:09 01/08/2017	26.4	34.9	976.0	13.4